

UP-PLH600-12FT



Specification		
Nominal Voltage	12V	
Nominal Capacity (10HR)	150.0AH	
Dimension	Length	560±3mm (20.02 inches)
	Width	125±2mm (4.92 inches)
	Container Height	260±2mm (10.24 inches)
	Total Height (with Terminal)	260±2mm (10.24 inches)
Approx Weight	Approx 46.5Kg (102.3 lbs)	
Terminal	T11	
Container Material	ABS	
Rated Capacity	150.0AH/15.0A (10hr, 1.80V/cell, 25°C/77°F)	
Power (Watts)	560Watts/cell (15min, 1.67V/cell, 25°C/77°F)	
Max. Discharge Current	1400A (5s)	
Internal Resistance	Approx 3.6mΩ	
Operating Temperature Range	Discharge: -40~65°C (-40~149°F)	
	Change : 0~40°C (32~104°F)	
	Storage : -20~40°C (-4~104°F)	
Nominal Operating Temperature Range	25±3°C (77±5°F)	
Capacity affected by Temperature	40°C (104°F) 103%	
	25°C (77°F) 100%	
	0°C (32°F) 86%	
Self Discharge	Batteries can be stored up to 24 months at 25°C (77°F) and then a freshening charge is required.	




Constant Current Discharge (Amperes) at 25°C (77°F)

F.V/Time	5min	10min	15min	20min	30min	45min	1h	2h	3h	4h	5h	8h	10h	20h
1.85V/cell	335.2	271.5	236.3	202.5	155.2	115.9	93.0	52.6	37.6	29.6	24.7	17.0	14.5	7.65
1.80V/cell	382.1	303.3	259.3	216.7	164.1	121.5	97.2	54.9	39.1	30.9	25.8	17.6	15.0	7.80
1.75V/cell	418.5	326.8	277.3	231.2	170.2	125.8	100.4	56.3	40.2	31.7	26.5	17.9	15.2	7.89
1.70V/cell	454.0	351.0	295.7	241.1	175.8	129.1	102.4	57.4	40.9	32.1	26.9	18.2	15.4	7.96
1.67V/cell	488.8	377.9	306.1	249.3	179.2	130.7	103.9	58.1	41.3	32.5	27.1	18.4	15.5	8.02
1.60V/cell	538.1	403.1	317.5	256.6	183.9	133.2	105.6	58.9	41.9	32.9	27.4	18.6	15.6	8.08

Constant Power Discharge (Watts/cell) at 25°C (77°F)

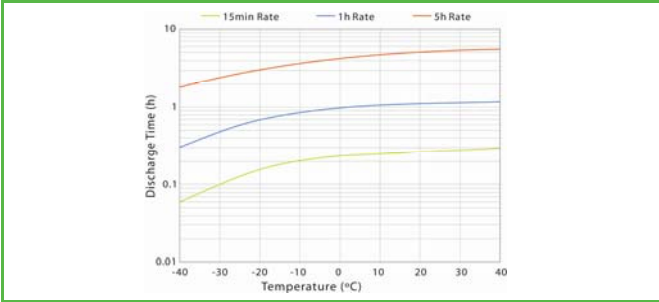
F.V/Time	5min	10min	15min	20min	30min	45min	1h	2h	3h	4h	5h	8h	10h	20h
1.85V/cell	629.7	515.0	452.1	389.6	302.2	229.0	184.3	105.2	75.3	59.6	49.9	34.4	29.5	15.6
1.80V/cell	705.3	566.1	489.5	412.9	317.3	238.7	191.8	109.2	78.1	61.9	51.8	35.5	30.4	15.9
1.75V/cell	761.3	603.9	518.3	436.6	326.5	245.5	196.7	111.3	79.9	63.4	53.0	36.1	30.8	16.0
1.70V/cell	814.1	639.0	546.2	450.9	334.5	250.2	199.6	113.0	80.9	64.0	53.6	36.6	30.9	16.1
1.67V/cell	864.1	680.9	560.0	462.7	339.2	252.4	201.6	114.1	81.5	64.6	54.0	36.9	31.1	16.2
1.60V/cell	933.6	714.1	572.2	470.9	345.0	255.1	203.2	114.7	82.0	64.9	54.2	37.1	31.2	16.2

Dimensions

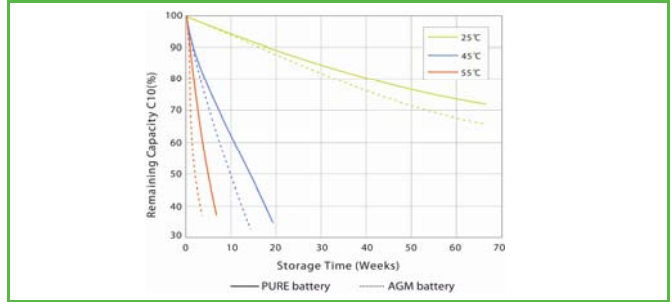


UP-PLH600-12FT

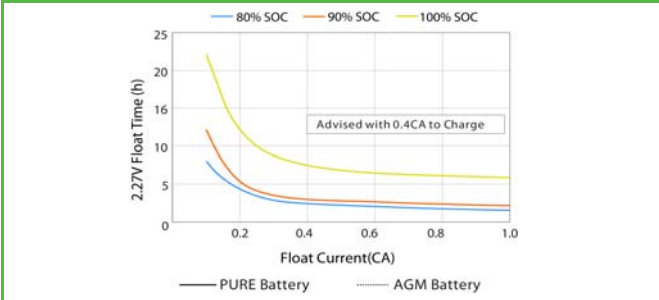
Effect of Temperature on Discharge Time



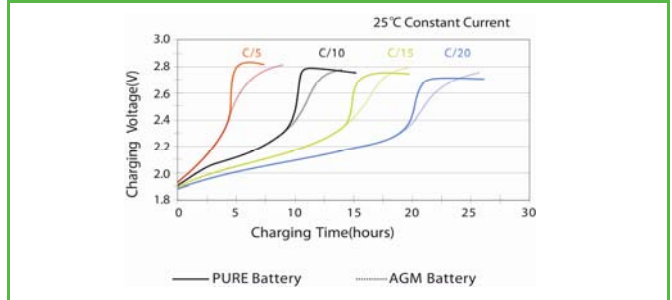
Self Discharge Characteristics



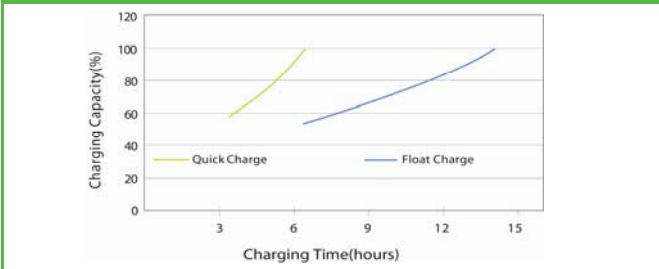
Float Current vs Float Time



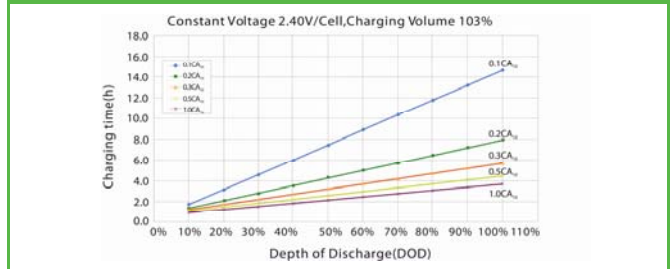
Voltage Profiles @25°C Constant Current Charging



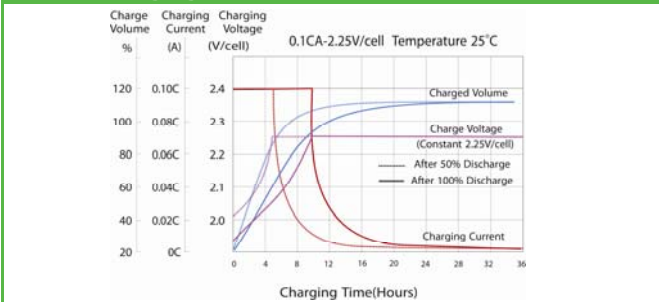
Quick Charge / Float Charge



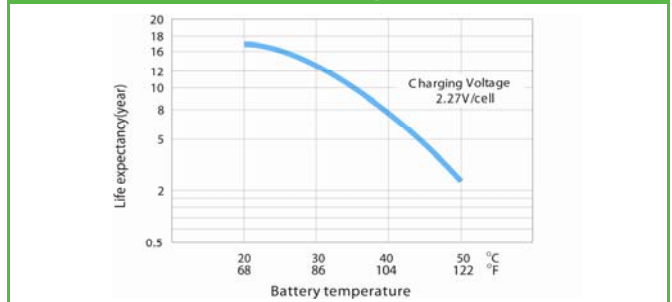
Charge Time vs The Depth of Discharge



Float Charging Characteristics



Effect of Temperature on Long Term Float Life



Charge Voltage Compensation

