

UP Series GC16-6RE DEEP CYCLE SOLAR



Electrical Characteristics

| | |
|----------------------------|---------|
| Nominal Voltage (V) | 6 |
| C120 Rated Capacity (120h) | 600 Ah |
| C100 Rated Capacity (100h) | 550 Ah |
| Reserve Capacity @ 25A | 880 min |
| Reserve Capacity @ 75A | 225 min |

Operational temperature range: -20°C to + 55°C (always keep the battery charged at least 60% at temperatures below 0°C)

Charging Instructions at 25°C

| | |
|---------------------|-------------|
| Daily Charge (V) | 7.40 ± 0.05 |
| Float Charge (V) | 6.60 |
| Equalize Charge (V) | 7.70 ± 0.05 |

* Do not install or charge batteries in non-ventilated premises.
* The charging is of special importance because both over and under charging will severely limit the life of the batteries. If the batteries will stay for an extended period without being used please ensure they are routinely checked, cleaned and fully charged before being stored.

Mechanical Characteristics

| | SI Units | US Units |
|--------|----------|--------------|
| Length | 318 mm | 12.52 inches |
| Width | 181 mm | 7.12 inches |
| Height | 425 mm | 16.73 inches |
| Weight | 52.00 kg | 114.6 lb |

| | |
|----------------|------|
| BCI Group Size | GC16 |
| Cell Layout | 0 |
| Base Hold-Down | B0 |
| Terminal Type | DT |



Terminal height:
18.5 mm - 0.73 inches

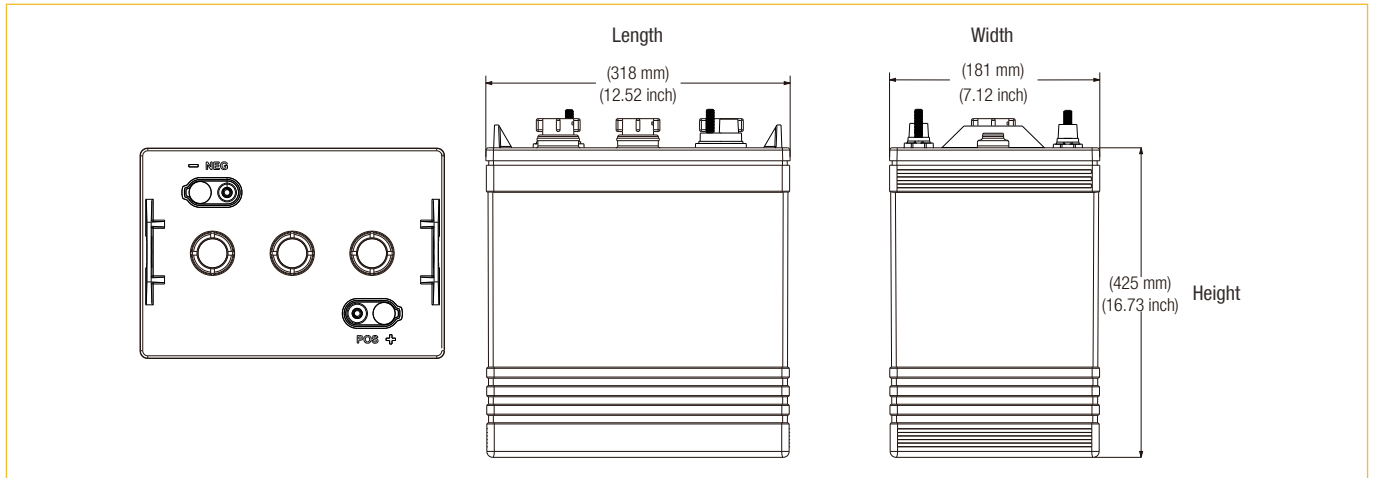
Bolt size: 5/16

Battery Temperature Adjustment

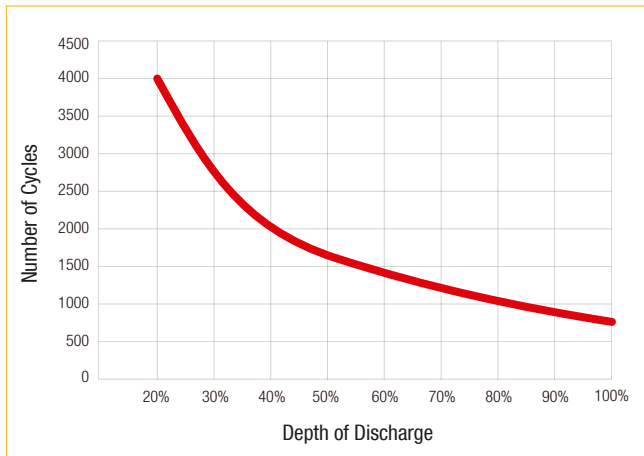
- Reduce the voltage by 0.028V per cell for every 10°C above 25°C, increase the voltage by 0.028V per cell for every 10°C below 25°C.
- Deep cycle batteries need to be equalized periodically.
- Actively used batteries should be equalized at least twice per year.



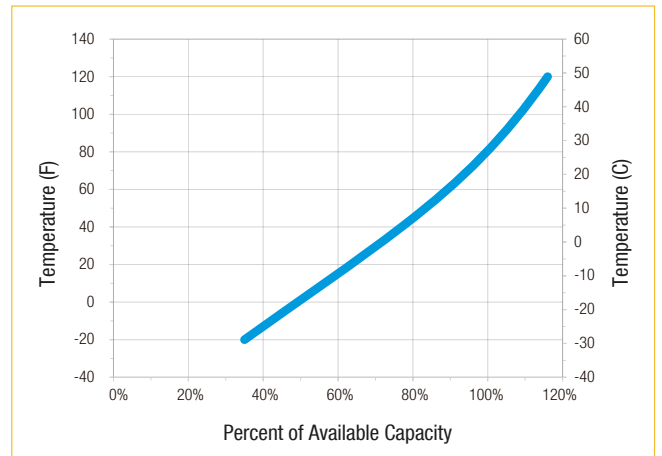
Battery Dimensions



Typical Cycle Life in a Stationary Application



Percent Capacity Vs. Temperature



Performance

