


UP-ENSP Series

ENSP-770



Main Features

ENSP series is Valve Regulated Lead Acid battery that adopts immobilized GEL and Tubular Plate technology to offer high reliability and performance.

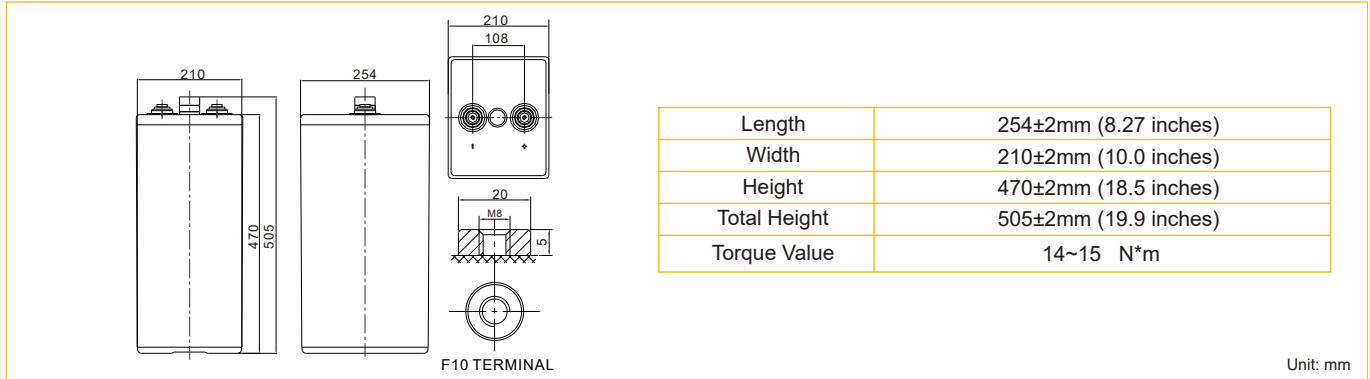
The Battery is designed and manufactured according to DIN standards and with die - casting positive grid and patented formula of active material ENSP series exceeds DIN standard values with more than 25 years floating design life at 25°C and It is the best solution for cyclic use under extreme operating conditions.

Technical Specifications

Cells Per Unit	1
Voltage Per Unit	2V
Nominal Capacity	770Ah@10hour-rate to 1.80V per cell @25°C
Weight	Approx. 55.0Kg (Tolerance 5%)
Internal Resistance	≤0.62 mΩ(Full Charge Condition @25°C)
Terminal	Default F10(M8)
Max. Discharge Current	3000A (5 sec)
Design Life	25 years
Max. Charging Current	154.0 A
Float Charging Voltage	2.23 V~2.25 V @ 25°C Temperature Compensation: -3mV/°C/Cell
Equalization Charging Voltage	2.30 V~2.35 V @ 25°C Temperature Compensation: -4mV/°C/Cell
Reference Capacity	C ₃ 577.5Ah C ₅ 654.5Ah C ₁₀ 770.0Ah C ₂₀ 824.0Ah
Operating Temperature Range	Discharge: -40°C~60°C Charge: 0°C~50°C Storage: -40°C~60°C
Normal Operating Temperature Range	25°C 5°C
Self Discharge	UPOWER Valve Regulated Lead Acid (VRLA) batteries can be stored for up to 6 months at 25 °C and then recharging is recommended. Monthly Self-discharge ratio is less than 2% at 20°C.Please charged batteries before using.
Container Material	A.B.S. UL94-HB, UL94-V0 Optional.

* All dimensions and weights shown are subject to manufacturing tolerances.

Dimensions



Constant Current Discharge Characteristics : A(25°C)

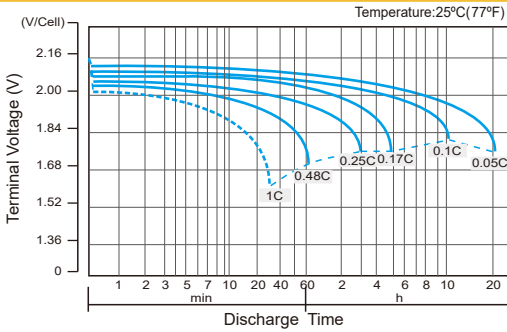
F.V/ Time	1HR	2HR	3HR	4HR	5HR	8HR	10HR	20HR	24HR	48HR	72HR	100HR
1.60V	418.4	272.4	207.1	164.8	139.4	96.3	80.9	42.4	36.4	19.2	13.5	10.1
1.65V	411.7	268.6	204.8	163.0	137.8	95.5	80.1	42.0	36.0	19.0	13.2	10.0
1.70V	401.4	264.1	201.0	160.1	135.5	93.9	79.3	41.6	35.7	18.8	13.1	9.91
1.75V	384.4	257.3	197.1	157.7	134.0	93.2	78.5	41.2	35.3	18.7	13.0	9.82
1.80V	369.6	249.0	192.5	154.0	130.9	91.6	77.0	40.4	34.7	18.3	12.7	9.63
1.85V	330.4	227.1	177.1	142.5	121.7	85.5	72.4	38.0	32.6	17.2	12.0	9.05

Constant Power Discharge Characteristics : W/Cell(25°C)

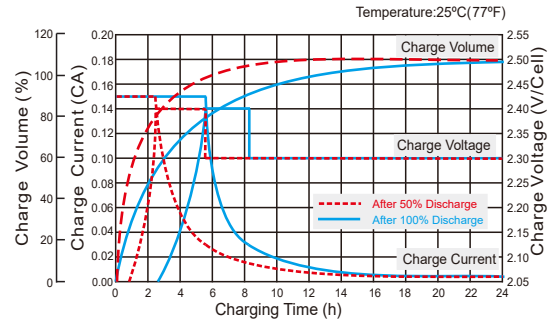
F.V/ Time	1HR	2HR	3HR	4HR	5HR	8HR	10HR	20HR	24HR	48HR	72HR	100HR
1.60V	728.4	500.9	394.8	316.5	269.1	187.6	158.1	83.7	71.2	37.6	26.4	19.8
1.65V	723.4	496.5	391.9	314.1	267.0	186.6	157.0	83.1	70.7	37.3	26.0	19.6
1.70V	711.7	490.7	386.1	309.7	263.4	184.1	155.9	82.4	70.2	37.0	25.8	19.5
1.75V	687.8	480.5	380.1	306.2	261.3	183.1	154.8	81.7	69.6	36.8	25.6	19.3
1.80V	667.3	467.3	372.6	300.1	256.2	180.6	152.1	80.2	68.5	36.1	25.1	19.0
1.85V	601.9	428.4	344.1	278.6	238.9	169.0	143.3	75.5	64.5	34.0	23.7	17.9

(Note) The above characteristics data are average values obtained within three charge/discharge cycle not the minimum values. The battery must be fully charged before the capacity test. The C^{10} should reach 95% after the first cycle and 100% after the third cycle.

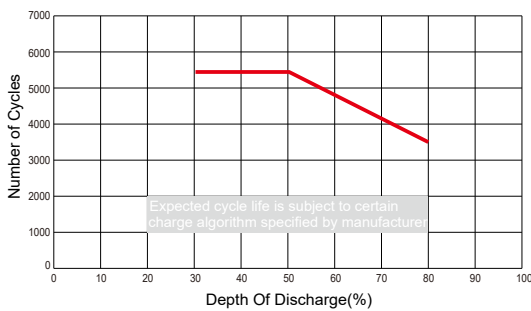
Discharge Characteristics Curve



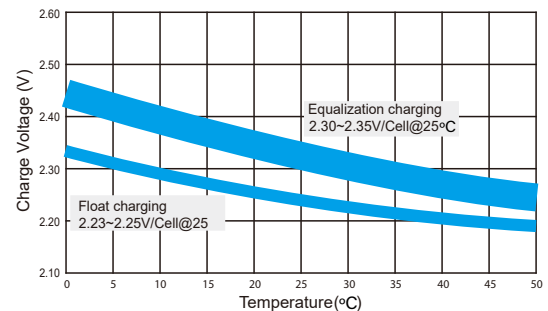
Charge Characteristic Curve for Cycle Use(IUU)



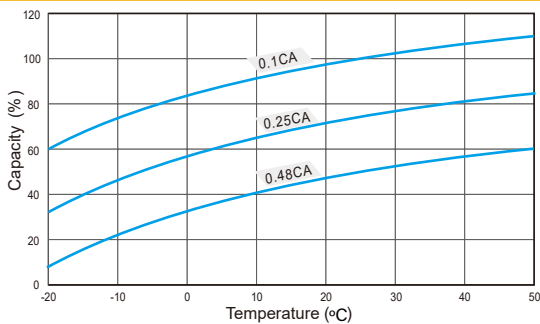
Cycle Life in Relation to Depth of Discharge



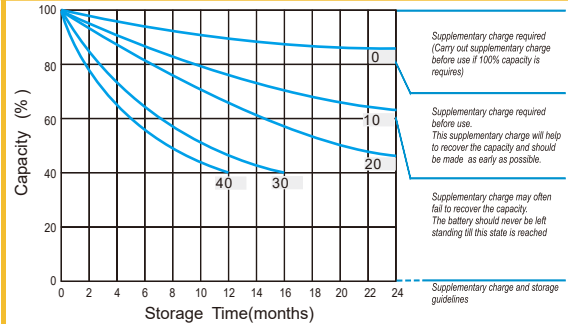
Relationship Between Charging Voltage and Temperature



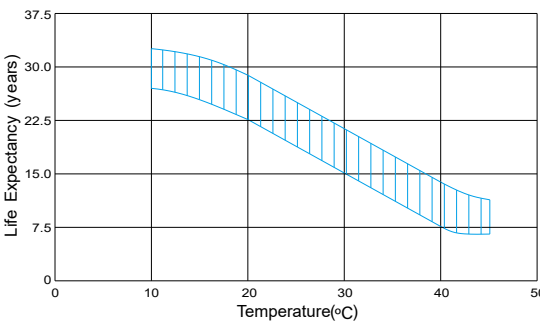
Temperature Effects on Capacity



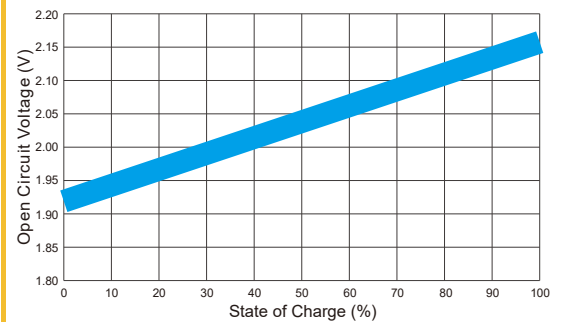
Storage Characteristics



Effect of Temperature on Long Term Life



Relationship of OCV And State of Charge(20°C)



(Note) All above information shall be changed without prior notice, UPOWER reserves the right to explain and update the latest information.