

**UP-DC5.6-12**



Specification		
Nominal Voltage	12V	
Nominal Capacity (10HR)	5.6AH	
Dimension	Length	90±1mm (3.54 inches)
	Width	70±1mm (2.76 inches)
	Container Height	101±1mm (3.98 inches)
	Total Height (with Terminal)	107±1mm (4.21 inches)
	Approx Weight	Approx 1.80 Kg (3.97 lbs)
Terminal	T1 / T2	
Container Material	ABS	
Rated Capacity	6.00 AH/0.30A	(20hr, 1.80V/cell, 25°C/77°F)
	5.60 AH/0.56A	(10hr, 1.80V/cell, 25°C/77°F)
	4.91 AH/0.98A	(5hr, 1.75V/cell, 25°C/77°F)
	4.45 AH/1.48A	(3hr, 1.75V/cell, 25°C/77°F)
	3.62 AH/3.62A	(1hr, 1.60V/cell, 25°C/77°F)
Max. Discharge Current	84A (5s)	
Internal Resistance	Approx 25.0mΩ	
Operating Temperature Range	Discharge: -15~50°C (5~122°F)	
	Change : 0~40°C (32~104°F)	
	Storage : -15~40°C (5~104°F)	
Nominal Operating Temperature Range	25±3°C (77±5°F)	
Cycle Use	Initial Charging Current less than 1.68A.Voltage. 14.4V~15.0V at 25°C(77°F)Temp. Coefficient -30mV/°C	
Standby Use	No limit on Initial Charging Current Voltage. 13.5V~13.8V at 25°C(77°F)Temp. Coefficient -20mV/°C	
Capacity affected by Temperature	40°C (104°F) 103%	
	25°C (77°F) 100%	
	0°C (32°F) 86%	
Self Discharge	Batteries may be stored for up to 6 months at 25°C (77°F) and then a freshening charge is required.	

Constant Current Discharge (Amperes) at 25°C (77°F)														
F.V/Time	10min	15min	20min	30min	45min	1h	2h	3h	4h	5h	6h	8h	10h	20h
1.85V/cell	8.20	6.90	6.03	4.34	3.45	2.80	1.74	1.35	1.10	0.89	0.78	0.634	0.529	0.297
1.80V/cell	10.5	8.34	7.13	5.12	4.01	3.13	1.90	1.46	1.17	0.96	0.83	0.673	0.560	0.300
1.75V/cell	11.5	9.11	7.67	5.31	4.16	3.28	1.97	1.48	1.20	0.98	0.86	0.685	0.566	0.303
1.70V/cell	12.6	9.72	8.06	5.53	4.32	3.38	2.04	1.53	1.23	1.01	0.87	0.694	0.571	0.309
1.65V/cell	13.5	10.3	8.56	5.83	4.43	3.49	2.10	1.59	1.27	1.03	0.89	0.705	0.583	0.312
1.60V/cell	14.7	11.1	9.12	6.16	4.62	3.62	2.17	1.64	1.31	1.07	0.91	0.712	0.589	0.314

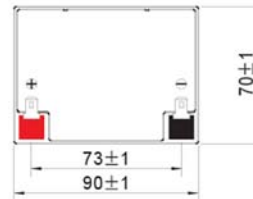
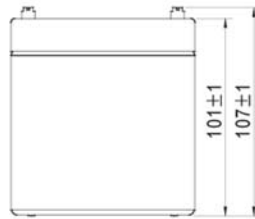
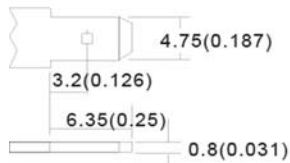
Constant Power Discharge (Watts) at 25°C (77°F)														
F.V/Time	10min	15min	20min	30min	45min	1h	2h	3h	4h	5h	6h	8h	10h	20h
1.85V/cell	15.3	13.0	11.5	8.34	6.67	5.43	3.38	2.65	2.15	1.75	1.54	1.26	1.05	0.595
1.80V/cell	19.3	15.5	13.4	9.72	7.69	6.04	3.67	2.83	2.28	1.87	1.64	1.33	1.11	0.600
1.75V/cell	20.9	16.7	14.3	10.0	7.94	6.30	3.80	2.88	2.33	1.92	1.68	1.35	1.12	0.605
1.70V/cell	22.5	17.7	14.9	10.4	8.23	6.48	3.94	2.95	2.39	1.96	1.72	1.37	1.13	0.615
1.65V/cell	24.1	18.8	15.8	10.9	8.41	6.68	4.04	3.07	2.46	2.02	1.75	1.39	1.15	0.622
1.60V/cell	25.7	19.8	16.6	11.4	8.68	6.86	4.15	3.15	2.53	2.07	1.79	1.40	1.16	0.625



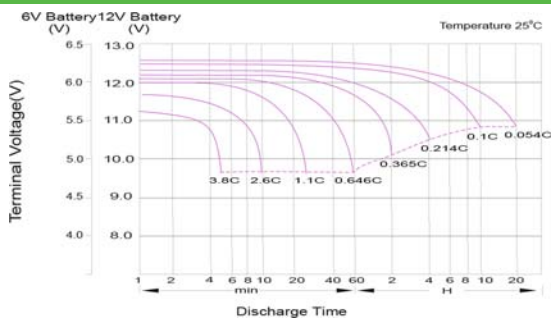
**UP-DC5.6-12**

**Dimensions**

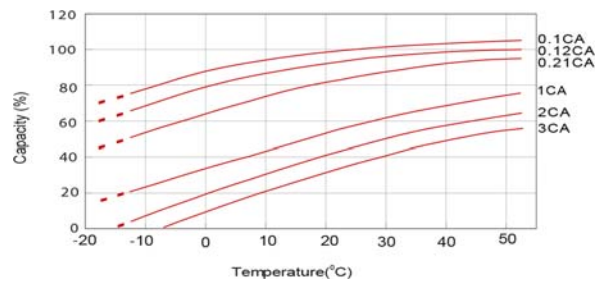
■ T1 Terminal  
Unit: mm [inches]



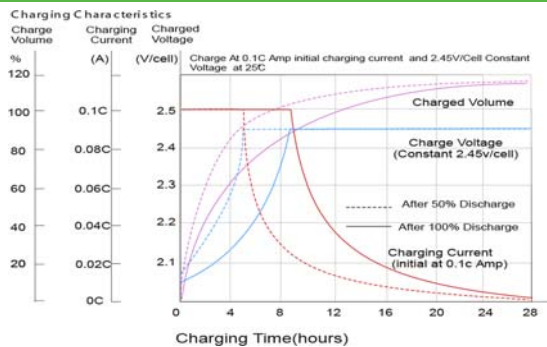
**Discharge Characteristics**



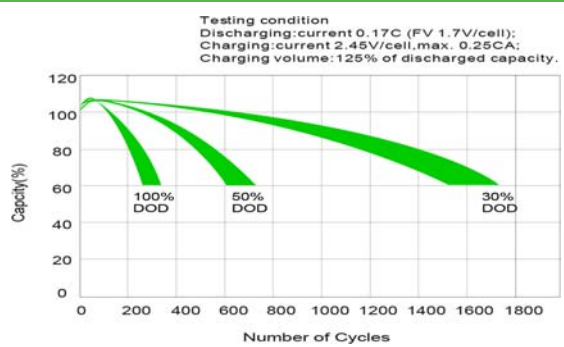
**Temperature Effects in Relation to Battery Capacity**



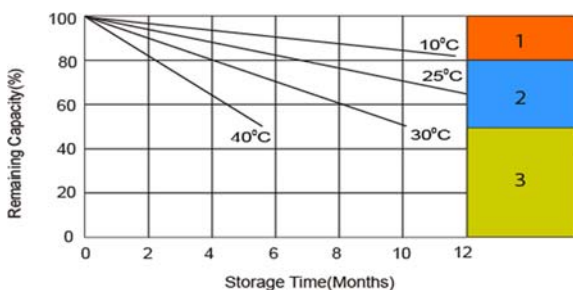
**Charging Characteristics (cycle use)**



**Cycle Life in Relation to Depth of Discharge**



**Self Discharge Characteristics**



- 1** No supplementary charge required  
(Carry out supplementary charge before use if 100% capacity is required.)
- 2** Supplementary charge required before use. Optional charging way as below:
  1. Charged for above 3 days at limited current 0.25CA and constant voltage 2.25V/cell.
  2. Charged for above 20hours at limited current 0.25CA and constant voltage 2.45V/cell.
  3. Charged for 8~10hours at limited current 0.05CA .
- 3** Supplementary charge may often fail to recover the capacity.  
The battery should never be left standing till this is reached.

