

UP-DC13-12



Specification		
Nominal Voltage	12V	
Nominal Capacity (10HR)	13.0AH	
Dimension	Length	151.5±1mm (5.96 inches)
	Width	99.5±1mm (3.92 inches)
	Container Height	97±1mm (3.82 inches)
	Total Height (with Terminal)	101±1mm (3.98 inches)
	Approx Weight	Approx 4.20 Kg (9.26 lbs)
Terminal	T15	
Container Material	ABS	
Rated Capacity	13.9 AH/0.70A	(20hr, 1.80V/cell, 25°C/77°F)
	13.0 AH/1.30A	(10hr, 1.80V/cell, 25°C/77°F)
	11.4 AH/2.28A	(5hr, 1.75V/cell, 25°C/77°F)
	10.3 AH/3.45A	(3hr, 1.75V/cell, 25°C/77°F)
	8.40 AH/8.40A	(1hr, 1.60V/cell, 25°C/77°F)
Max. Discharge Current	195A (5s)	
Internal Resistance	Approx 14.0mΩ	
Operating Temperature Range	Discharge:	-15~50°C (5~122°F)
	Change :	0~40°C (32~104°F)
	Storage :	-15~40°C (5~104°F)
Nominal Operating Temperature Range	25±3°C (77±5°F)	
Cycle Use	Initial Charging Current less than 3.9A.Voltage. 14.4V~15.0V at 25°C(77°F)Temp. Coefficient -30mV/°C	
Standby Use	No limit on Initial Charging Current Voltage. 13.5V~13.8V at 25°C(77°F)Temp. Coefficient -20mV/°C	
Capacity affected by Temperature	40°C (104°F)	103%
	25°C (77°F)	100%
	0°C (32°F)	86%
Self Discharge	Batteries may be stored for up to 6 months at 25°C (77°F) and then a freshening charge is required.	

Constant Current Discharge (Amperes) at 25°C (77°F)														
F.V/Time	10min	15min	20min	30min	45min	1h	2h	3h	4h	5h	6h	8h	10h	20h
1.85V/cell	19.0	16.0	14.0	10.1	8.00	6.49	4.03	3.14	2.55	2.07	1.81	1.47	1.23	0.690
1.80V/cell	24.3	19.4	16.5	11.9	9.30	7.27	4.40	3.38	2.72	2.22	1.94	1.56	1.30	0.697
1.75V/cell	26.7	21.1	17.8	12.3	9.65	7.61	4.56	3.45	2.78	2.28	1.99	1.59	1.31	0.703
1.70V/cell	29.1	22.6	18.7	12.8	10.0	7.85	4.75	3.54	2.85	2.34	2.03	1.61	1.33	0.716
1.65V/cell	31.4	24.0	19.9	13.5	10.3	8.11	4.88	3.69	2.95	2.40	2.07	1.64	1.35	0.725
1.60V/cell	34.1	25.7	21.2	14.3	10.7	8.40	5.04	3.81	3.04	2.48	2.12	1.65	1.37	0.729

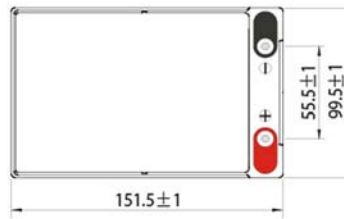
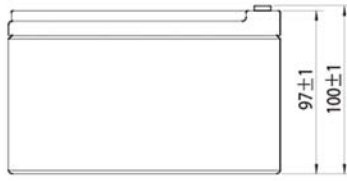
Constant Power Discharge (Watts) at 25°C (77°F)														
F.V/Time	10min	15min	20min	30min	45min	1h	2h	3h	4h	5h	6h	8h	10h	20h
1.85V/cell	35.5	30.2	26.7	19.4	15.5	12.6	7.86	6.14	4.99	4.06	3.57	2.91	2.43	1.381
1.80V/cell	44.8	35.9	31.0	22.6	17.8	14.0	8.52	6.58	5.30	4.35	3.81	3.09	2.57	1.392
1.75V/cell	48.6	38.9	33.1	23.3	18.4	14.6	8.81	6.68	5.41	4.46	3.91	3.14	2.60	1.404
1.70V/cell	52.2	41.2	34.6	24.2	19.1	15.0	9.14	6.85	5.54	4.56	3.98	3.18	2.62	1.429
1.65V/cell	56.0	43.5	36.6	25.4	19.5	15.5	9.37	7.12	5.72	4.68	4.07	3.23	2.67	1.445
1.60V/cell	59.7	46.0	38.6	26.5	20.2	15.9	9.63	7.30	5.87	4.81	4.15	3.25	2.70	1.451



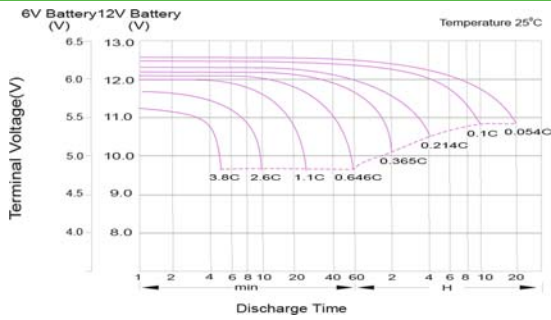
UP-DC13-12

Dimensions

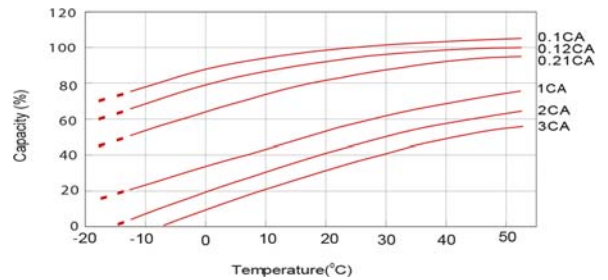
T1 5 Terminal
Unit: mm [inches]



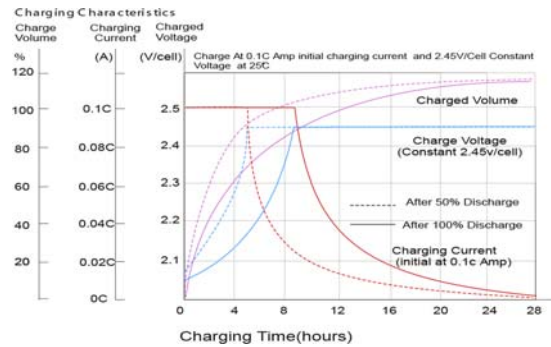
Discharge Characteristics



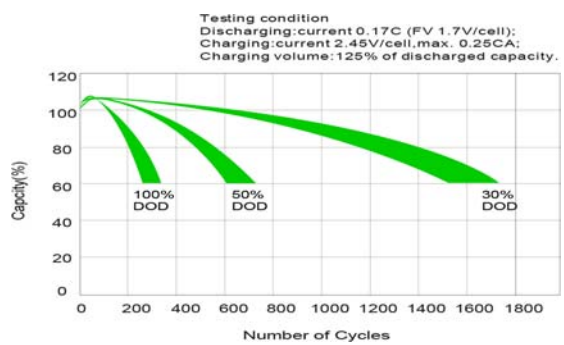
Temperature Effects in Relation to Battery Capacity



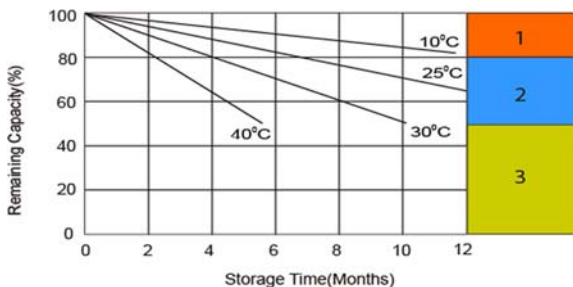
Charging Characteristics (cycle use)



Cycle Life in Relation to Depth of Discharge



Self Discharge Characteristics



- 1** No supplementary charge required
(Carry out supplementary charge before use if 100% capacity is required.)
- 2** Supplementary charge required before use. Optional charging way as below:
1. Charged for above 3 days at limited current 0.25CA and constant voltage 2.25V/cell.
2. Charged for above 20hours at limited current 0.25CA and constant voltage 2.45V/cell.
3. Charged for 8~10hours at limited current 0.05CA .
- 3** Supplementary charge may often fail to recover the capacity.
The battery should never be left standing till this is reached.

