

8 OPzS 800



Specification	
Float Charge	U = 2.23 V/cell ± 1%, between 10°C and 30°C $\Delta U/\Delta T = -0.004$ V/K below 10°C in the monthly average
Boost Charge	U = 2.35 to 2.40 V/cell, time limited
Dimension	Length 191 mm Width 210 mm Height 646 mm
Weight	Dry: 46.8 kg Wet: 63.5 kg
Self Discharge	Approx. 2% per month at 20°C
Positive Electrode	Tubular plate with low antimony alloy (< 2 %)
Negative Electrode	Flat with long life expander active material
Separation	Microporous separator
Electrolyte	Sulphuric acid of 1.24 kg/l at 20°C
Container	High impact, transparent SAN
Lid	ABS (SAN)* in grey color
Blocks with Blind Cells	4V, 6V, 8V, 10V
Plugs	Ceramic plugs according to DIN 40740
Pole Sealing	100 % gas-and electrolytetight, sliding-pole
Connector	Flexible insulated copper cable with cross-section of 35, 50, 70, 95 or 120 mm ² (35, 50 or 70 mm ²)*
Kind of Protection	IP 25 regarding DIN 40050, touch protected according VBG 4
Reference Temperature	20°C at C10 (1.80 V/cell) and 25°C at C100 (1.85 V/cell)
Initial Capacity	100% Normally up to 80%
Depth of Discharge	More than 80% DOD or discharges beyond final discharge voltages (dependent on discharge current) have to be avoided

Constant Current Discharge (Amperes) at 20°C (68°F)

F.V/Time	15min	30min	1h	2h	3h	4h	5h	6h	8h	10h	20h
1.90V/cell	258.2	251.5	232.6	182.5	148.9	126.7	109.8	98.6	81.4	71.0	42.9
1.87V/cell	338.5	320.8	272.8	209.4	170.0	144.3	125.3	108.4	90.3	77.9	44.4
1.83V/cell	430.2	372.6	321.5	238.5	189.2	158.9	136.6	118.0	98.2	83.1	46.0
1.80V/cell	446.3	444.4	357.0	256.0	201.7	167.4	143.8	123.2	102.2	85.3	47.1
1.75V/cell	610.7	514.0	405.7	277.1	212.7	174.1	147.1	123.8	102.7	86.8	47.8
1.70V/cell	697.4	577.2	435.0	290.1	218.2	176.8	152.0	128.7	105.8	87.9	48.2

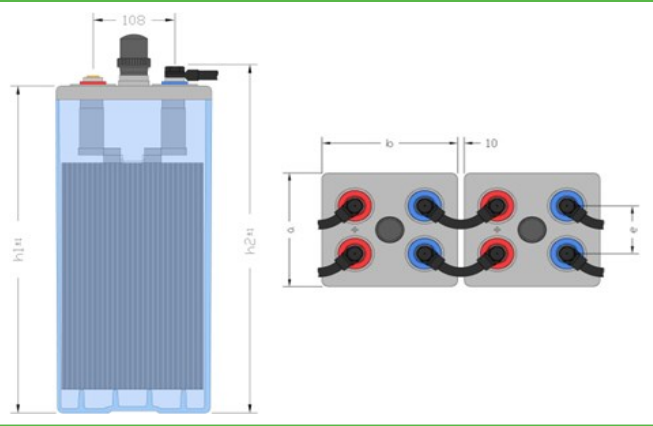
Constant Power Discharge (Watts) at 20°C (68°F)

F.V/Time	15min	30min	1h	2h	3h	4h	5h	6h	8h	10h	20h
1.90V/cell	491.4	479.8	446.0	352.3	289.0	246.5	213.5	192.6	158.7	139.9	85.3
1.87V/cell	638.8	605.6	517.0	399.6	325.9	279.2	243.4	210.4	175.8	152.3	87.0
1.83V/cell	792.9	691.1	594.7	447.7	358.9	302.1	260.8	226.6	189.7	160.7	90.1
1.80V/cell	813.6	811.5	657.3	476.7	378.5	315.6	271.8	234.2	196.4	163.5	92.3
1.75V/cell	1088.3	927.2	738.8	511.3	396.1	326.2	277.1	233.5	196.0	165.3	93.4
1.70V/cell	1210.7	1028.0	784.7	532.9	402.6	329.4	285.3	242.5	105.8	166.8	91.6

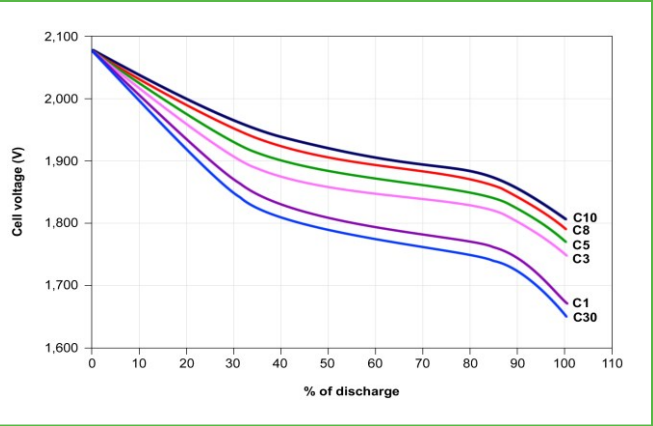


8 OPzS 800

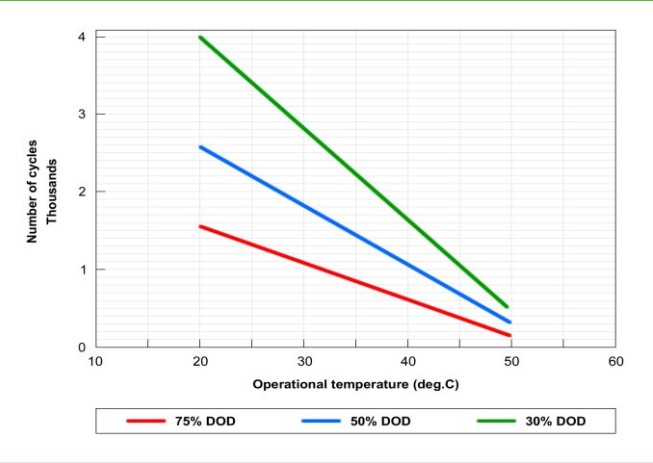
Dimension



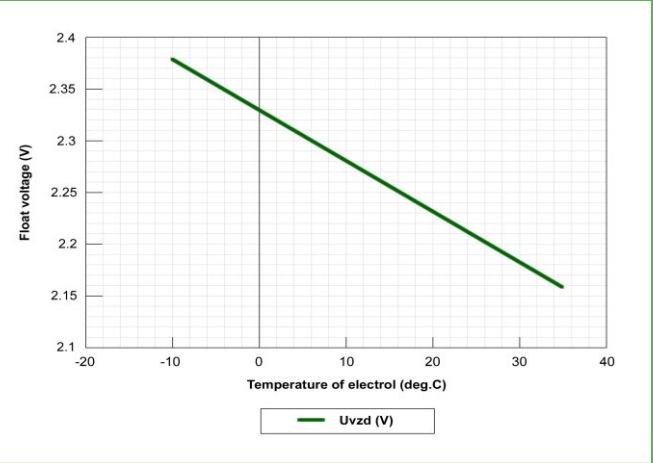
Voltage vs. % of discharge at Cx



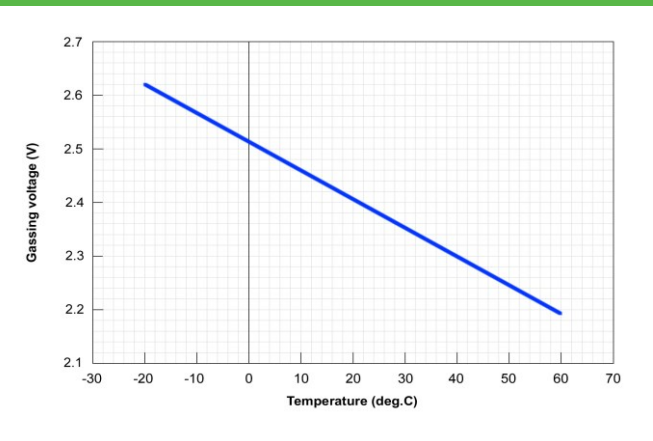
Lifetime in cycles vs. temperature at DOD



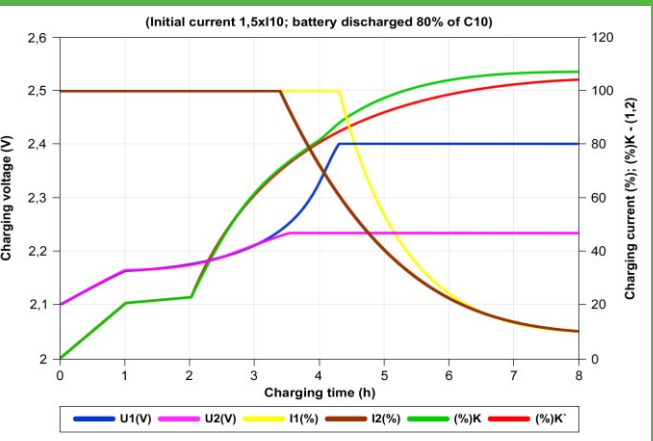
Float voltage as f (T)



Gassing voltage as f (T)



Charging of OPzS cells with IU charger



ETL SEMKO



Polígono industrial La Dehesa
C/ Dehesa Vieja, nº2 Nave 16
28052 Madrid (Spain)
Tel. (+34) 918 021 649
Fax. (+34) 917 750 542
info@masterbattery.es

