

6V 6 OPzS 300



Specification	
Float Charge	U = 2.23 V/cell ± 1%, between 10°C and 30°C $\Delta U/\Delta T = -0.004$ V/K below 10°C in the monthly average
Boost Charge	U = 2.35 to 2.40 V/cell, time limited
Dimension	Length 380 mm Width 205 mm Height 332 mm
Weight	Dry: 49.3 kg Wet: 66.8 kg
Self Discharge	Approx. 2% per month at 20°C
Positive Electrode	Tubular plate with low antimony alloy (< 2 %)
Negative Electrode	Flat with long life expander active material
Separation	Microporous separator
Electrolyte	Sulphuric acid of 1.24 kg/l at 20°C
Container	High impact, transparent SAN
Lid	ABS (SAN)* in grey color
Blocks with Blind Cells	4V, 6V, 8V, 10V
Plugs	Ceramic plugs according to DIN 40740
Pole Sealing	100 % gas-and electrolytetight, sliding-pole
Connector	Flexible insulated copper cable with cross-section of 35, 50, 70, 95 or 120 mm ² (35, 50 or 70 mm ²)*
Kind of Protection	IP 25 regarding DIN 40050, touch protected according VBG 4
Reference Temperature	20°C at C10 (1.80 V/cell) and 25°C at C100 (1.85 V/cell)
Initial Capacity	100%
Depth of Discharge	Normally up to 80% More than 80% DOD or discharges beyond final discharge voltages (dependent on discharge current) have to be avoided

Constant Current Discharge (Amperes) at 20°C (68°F)

F.V/Time	10min	20min	30min	40min	50min	1h	2h	3h	4h	5h	6h	7h	8h	9h	10h
1.90V/cell	148.2	148.2	132.9	122.9	108.4	98.2	67.5	52.1	41.9	35.8	31.7	27.6	26.5	25.5	25.0
1.85V/cell	179.3	179.3	173.8	154.2	141.1	129.6	86.3	65.9	54.1	45.5	39.9	35.8	32.7	29.7	28.6
1.80V/cell	304.5	240.1	204.4	182.0	161.5	143.6	95.0	71.6	57.2	49.1	42.2	37.8	34.8	32.2	30.7
1.75V/cell	337.0	275.9	230.0	199.3	175.8	158.5	102.7	74.6	60.3	51.1	44.0	38.9	35.8	32.2	30.8
1.70V/cell	383.2	306.6	248.4	214.7	189.0	168.5	106.7	76.7	62.3	51.9	45.0	40.3	36.6	33.1	30.9
1.65V/cell	413.9	321.8	275.9	235.1	202.4	175.5	108.7	78.8	63.4	52.6	45.2	40.5	36.8	33.3	30.9

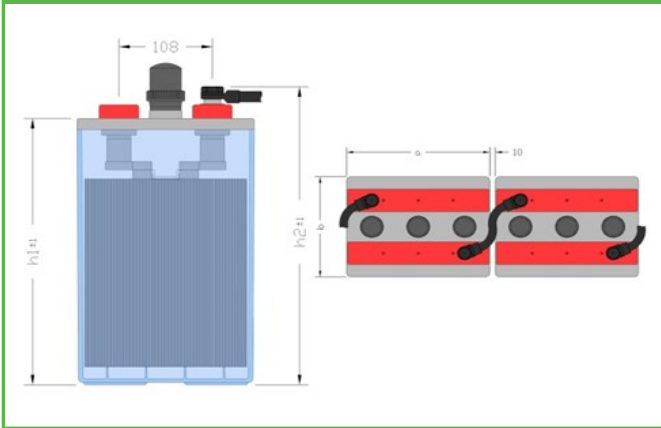
Constant Power Discharge (Watts) at 20°C (68°F)

F.V/Time	10min	20min	30min	40min	50min	1h	2h	3h	4h	5h	6h	7h	8h	9h	10h
1.90V/cell	280.9	280.9	253.0	233.6	207.1	188.1	129.9	100.4	80.8	69.1	61.1	53.2	51.2	49.2	48.1
1.85V/cell	325.3	325.3	319.6	285.0	261.7	241.3	162.4	124.9	103.0	86.8	76.5	68.9	63.2	57.9	56.2
1.80V/cell	548.3	426.4	367.4	329.5	294.1	262.5	176.7	134.3	108.1	93.0	80.5	72.5	67.1	62.6	56.8
1.75V/cell	599.8	481.8	405.3	355.3	315.1	286.8	190.0	139.8	114.0	97.3	83.9	74.8	69.4	63.1	57.2
1.70V/cell	664.0	524.4	431.4	378.7	337.4	303.3	197.9	144.2	118.0	98.7	85.9	77.5	71.3	66.7	58.8
1.65V/cell	694.7	546.6	480.8	413.8	358.8	313.9	201.8	148.3	121.1	105.0	87.0	79.7	71.1	67.1	58.9

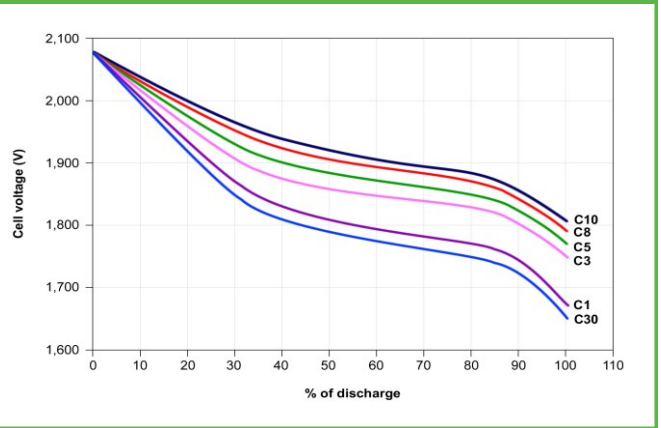


6V 6 OPzS 300

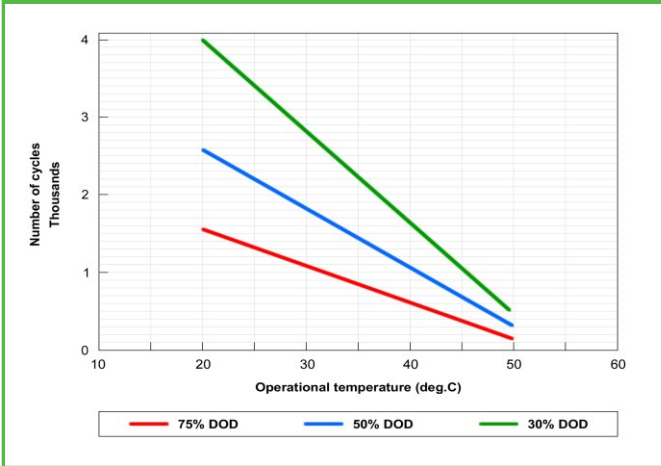
Dimension



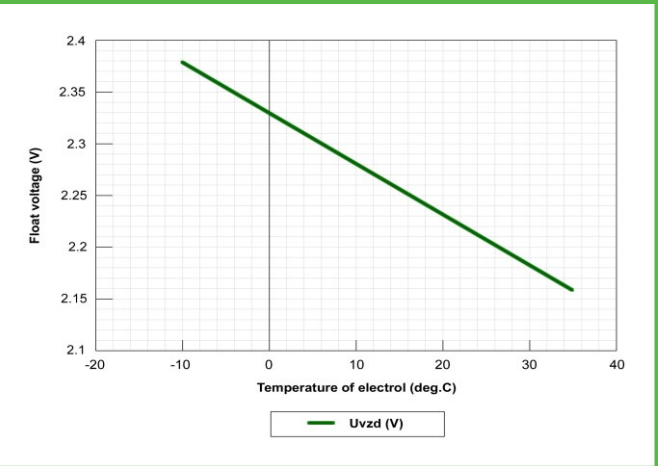
Voltage vs. % of discharge at Cx



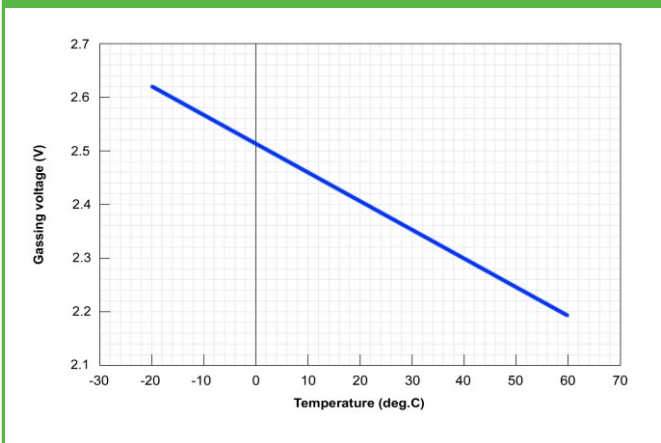
Lifetime in cycles vs. temperature at DOD




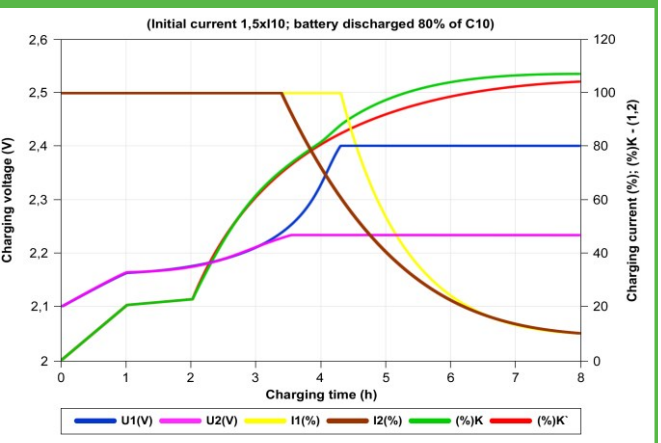
Float voltage as f (T)



Gassing voltage as f (T)



Charging of OPzS with IU charger



Polígono industrial La Dehesa
C/ Dehesa Vieja, nº2 Nave 16
28052 Madrid (Spain)
Tel. (+34) 918 021 649
Fax. (+34) 917 750 542
info@masterbattery.es

