

6 OPzS 300



Specification	
Float Charge	U = 2.23 V/cell ± 1%, between 10°C and 30°C $\Delta U/\Delta T = -0.004$ V/K below 10°C in the monthly average
Boost Charge	U = 2.35 to 2.40 V/cell, time limited
Dimension	Length 145 mm Width 206 mm Height 355 mm
Weight	Dry: 18.1 kg Wet: 24.9 kg
Self Discharge	Approx. 2% per month at 20°C
Positive Electrode	Tubular plate with low antimony alloy (< 2 %)
Negative Electrode	Flat with long life expander active material
Separation	Microporous separator
Electrolyte	Sulphuric acid of 1.24 kg/l at 20°C
Container	High impact, transparent SAN
Lid	ABS (SAN)* in grey color
Blocks with Blind Cells	4V, 6V, 8V, 10V
Plugs	Ceramic plugs according to DIN 40740
Pole Sealing	100 % gas-and electrolytetight, sliding-pole
Connector	Flexible insulated copper cable with cross-section of 35, 50, 70, 95 or 120 mm ² (35, 50 or 70 mm ²)*
Kind of Protection	IP 25 regarding DIN 40050, touch protected according VBG 4
Reference Temperature	20°C at C10 (1.80 V/cell) and 25°C at C100 (1.85 V/cell)
Initial Capacity	100% Normally up to 80%
Depth of Discharge	More than 80% DOD or discharges beyond final discharge voltages (dependent on discharge current) have to be avoided

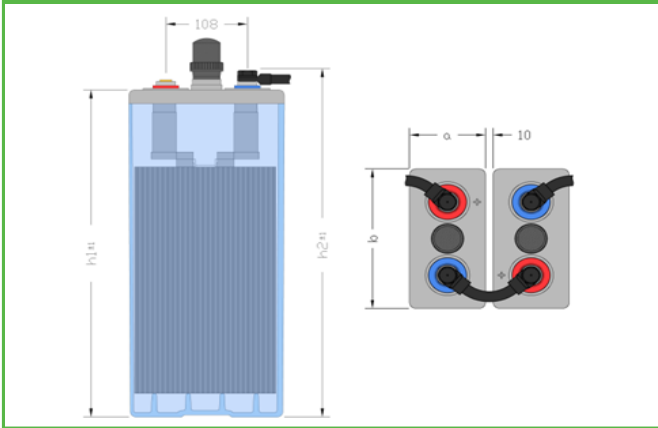
Constant Current Discharge (Amperes) at 20°C (68°F)											
F.V/Time	15min	30min	1h	2h	3h	4h	5h	6h	8h	10h	20h
1.90V/cell	127.3	123.5	100.4	71.9	57.4	48.6	42.1	38.2	31.1	27.1	14.3
1.87V/cell	174.2	147.3	114.8	82.2	64.8	54.4	47.0	41.3	33.7	28.7	15.1
1.83V/cell	215.2	177.2	131.8	91.5	71.4	59.0	50.5	43.8	35.9	30.7	15.5
1.80V/cell	245.7	197.1	143.0	96.7	75.2	62.0	53.0	46.2	37.1	31.0	17.4
1.75V/cell	289.4	220.5	154.6	102.7	78.1	63.8	54.3	46.2	37.5	31.7	17.7
1.70V/cell	319.1	244.2	164.7	104.6	79.7	64.3	56.0	47.9	38.7	31.9	17.9

Constant Power Discharge (Watts) at 20°C (68°F)											
F.V/Time	15min	30min	1h	2h	3h	4h	5h	6h	8h	10h	20h
1.90V/cell	242.2	235.6	192.5	138.8	111.5	94.4	81.8	74.6	60.7	53.3	28.4
1.87V/cell	328.8	278.1	217.6	156.8	124.3	105.2	91.3	80.1	65.7	56.1	29.5
1.83V/cell	396.7	328.6	243.8	171.8	135.5	112.2	96.5	84.2	69.2	59.4	30.4
1.80V/cell	448.0	359.9	263.2	180.1	141.1	116.9	100.1	87.7	71.2	59.5	34.1
1.75V/cell	515.7	397.8	281.6	189.6	145.4	119.5	102.2	87.1	71.6	60.3	34.6
1.70V/cell	554.0	434.9	297.1	192.2	147.1	119.9	105.0	90.3	38.7	60.6	34.0

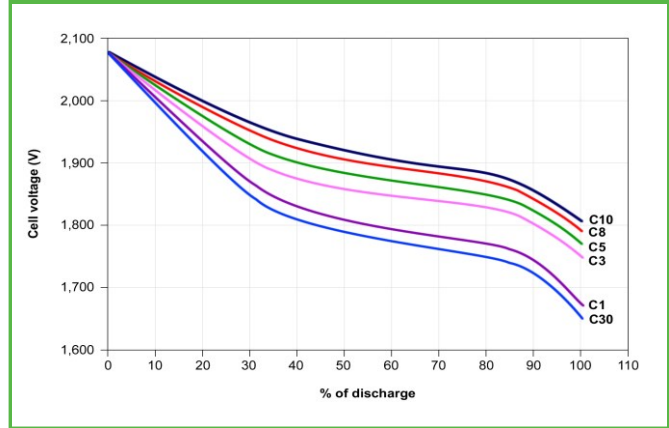


3 OPzS 300

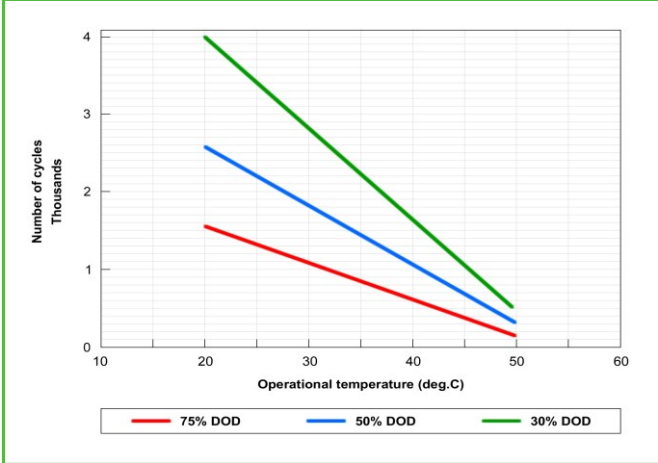
Dimension



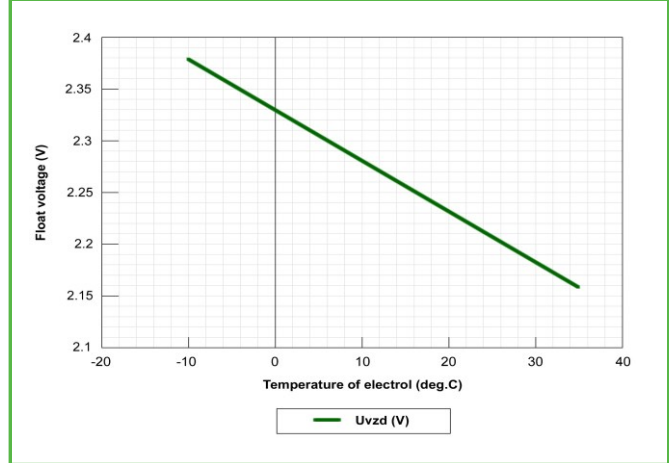
Voltage vs. % of discharge at Cx



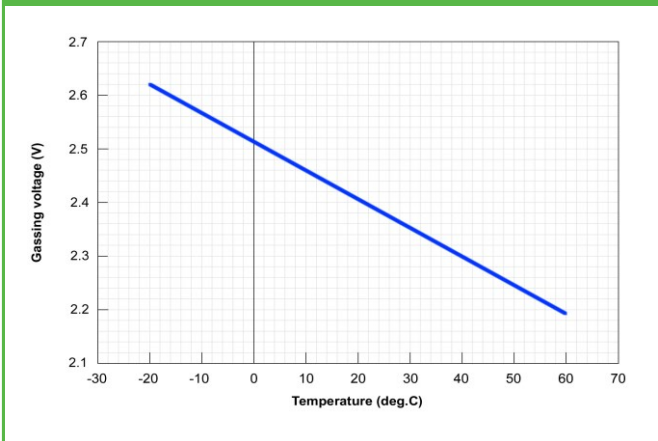
Lifetime in cycles vs. temperature at DOD



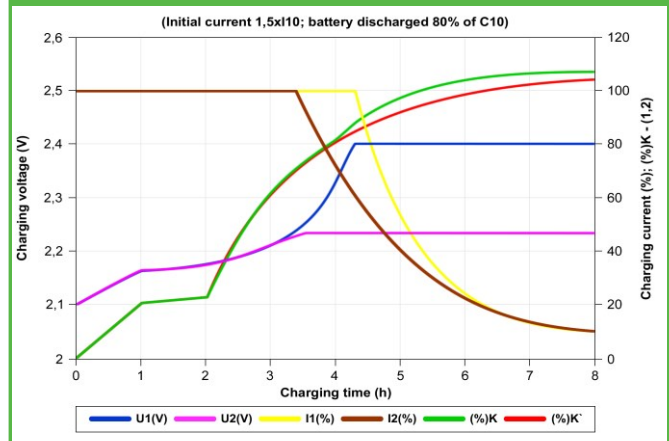
Float voltage as f (T)



Gassing voltage as f (T)



Charging of OPzS cells with IU charger



Polígono industrial La Dehesa
C/ Dehesa Vieja, nº2 Nave 16
28052 Madrid (Spain)
Tel. (+34) 918 021 649
Fax. (+34) 917 750 542
info@masterbattery.es

