

5 OPzV 250



Specification	
Float Voltage	Standby use 2.23 V/cell
Boost Recharge	Maximum voltage of 2.35 - 2.40 V/cell with a maximum current of 0.25 C10 (A)
Dimension	Length 124 mm (4,88 inches)
	Width 206 mm (8,11 inches)
	Height 354 mm (13,94 inches)
Weight	21,8 kg
Self Discharge	Approx. 2% per month at 20°C
Tubular Positive Plates	Special grid construction, pressure cast from antimony free alloy, with highly porous gauntlets that retain the active material
Pasted Negative Plates	Service lives consistent with the positive plates
Electrolyte	Gel structure
Separators	Extremely high porosity and low internal resistance
Containers and Lids	Made of plastic (ABS) material. Also available in ABS flame retardant material as an option (according to IEC 707 FV0)
Installation	Cells are normally installed in an upright position on steel stands
One Way Relief Valve	Opens at low pressure and is fitted with a flame arrestor device
Terminals	Female treated terminal (M10) perfect contact and low resistance with flexible cable connectors
Post Seals	Prevents electrolyte leakage and terminal corrosion
Connectors	Flexible, fully insulated cable connectors screwed (with 20±1 Nm) to the terminal with an insulated screw having a probe hole on the top for electrical measurement

Constant Current Discharge (Amperes) at 20°C (68°F)

F.V/Time	15min	30min	1h	2h	3h	4h	5h	6h	8h	10h	20h
1.90VPC	146	125	94	63.5	49.3	40.5	34.3	29.9	24	20.1	11.6
1.85VPC	195	157	116	75.8	57.3	46.3	39.5	34.5	27.5	23.1	13.2
1.80VPC	235	185	133	84.8	60	48.4	42.3	37	30	25.5	14.3
1.75VPC	265	198	129	86.3	62.6	51.1	43.2	37.6	30.3	25.6	14.4
1.70VPC	294	214	131	88	65	51.9	43.7	38	30.6	25.7	14.4
1.65VPC	312	223	143	89.8	65.8	52.5	44	38.3	30.8	25.8	14.5

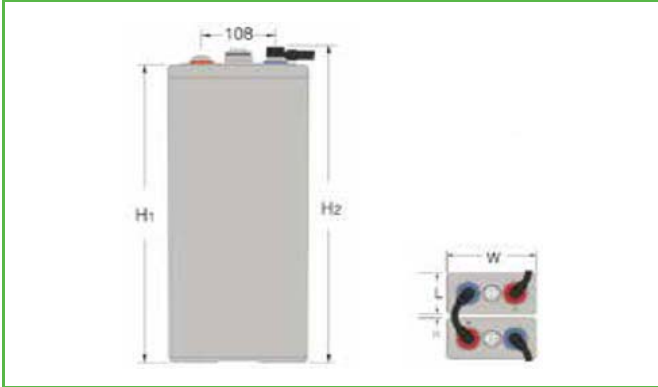
Constant Power Discharge (Watts) at 20°C (68°F)

F.V/Time	15min	30min	1h	2h	3h	4h	5h	6h	8h	10h	20h
1.90VPC	278	239	180	123	96	79	67	58	47	40	23
1.85VPC	364	294	217	143	109	89	76	67	53	45	26
1.80VPC	428	338	245	158	113	91	80	70	58	49	28
1.75VPC	472	357	235	159	117	96	81	71	58	49	28
1.70VPC	510	381	236	162	120	97	82	72	58	49	27
1.65VPC	535	393	255	163	120	97	82	71	58	48	27

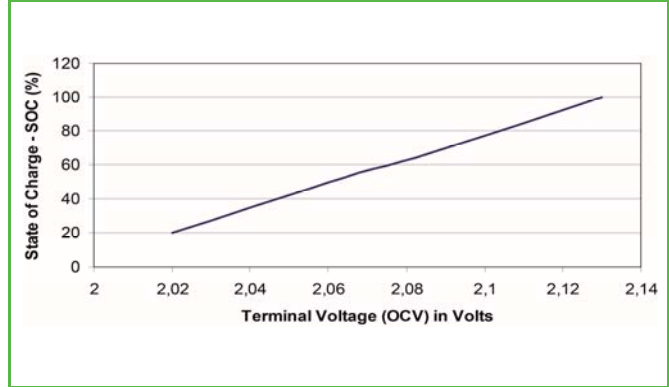


5 OPzV 250

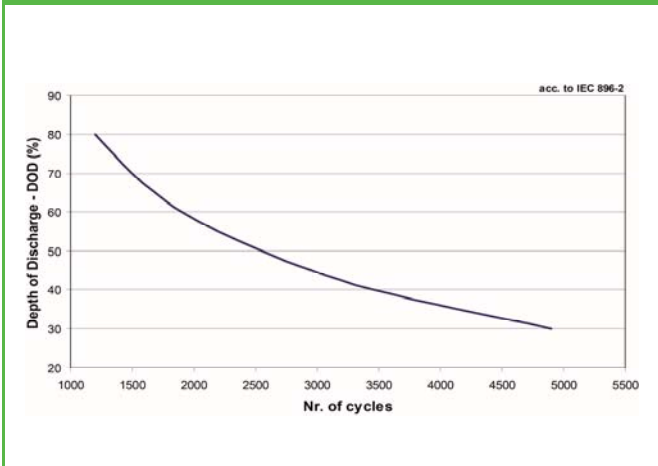
Layout



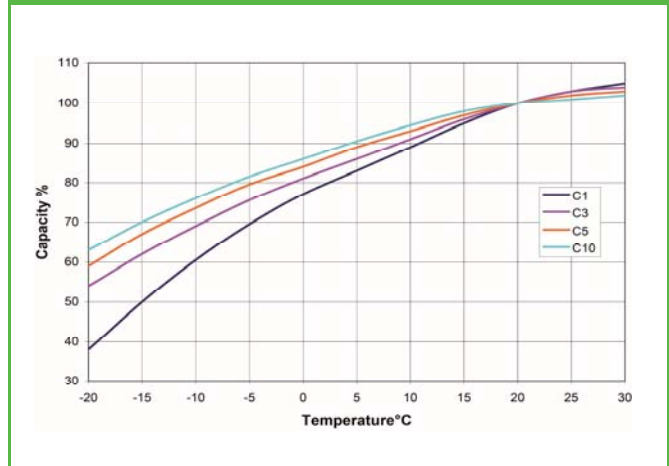
Terminal Voltage vs. SOC



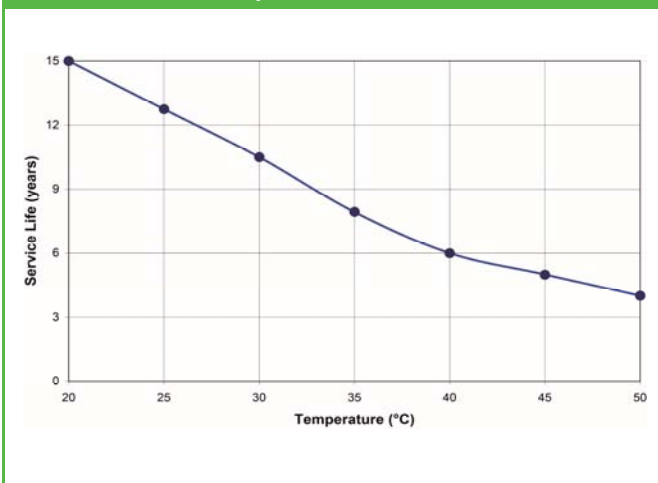
No. of cycles vs. DOD



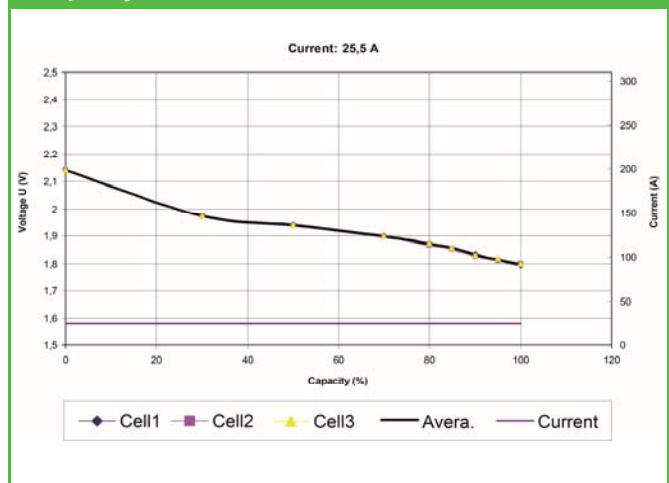
Capacity = f(T)



Service Life vs Temperature



Capacity test C10



ETL SEMKO



Polígono industrial La Dehesa
C/ Dehesa Vieja, nº2 Nave 16
28052 Madrid (Spain)
Tel. (+34) 918 021 649
Fax. (+34) 917 750 542
info@masterbattery.es

