

UP-OPzS Series

26 OPzS 3250

O P z S C E L L



Main Features

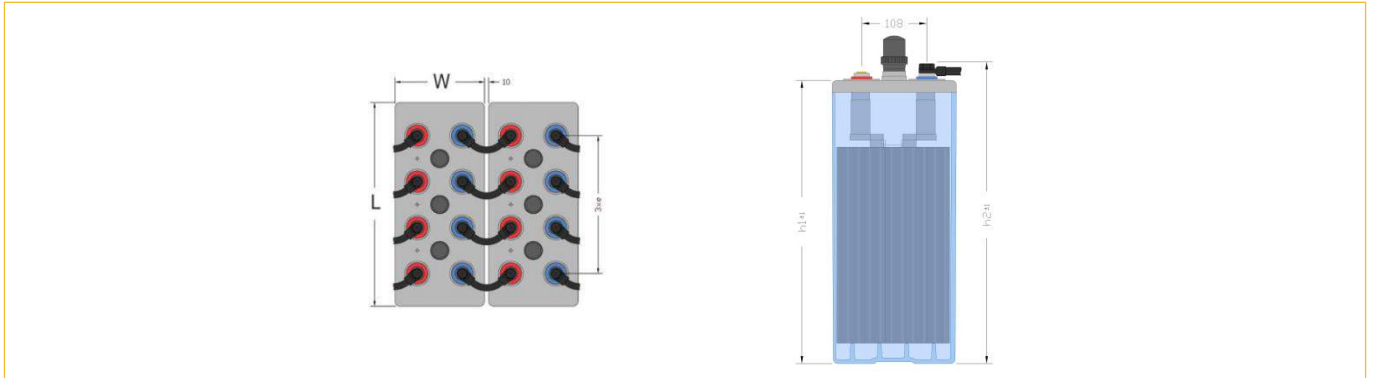
- **Design Life**
20 years at 20°C.
- **Water Refilling**
More than 2 years at 20°C.
- **IIEC 896-1**
2300 cycles.
- **Self Discharge**
Approx. 2% per month at 20°C.
- **Operating Temperature Range**
-20°C to 55°C, recommended 10°C to 30°C.
- **Full Conformity with**
DIN 40737-1, IIEC 896-11 and EN 50272-2.

Technical Specifications

Capacity (Ah), C100 (1,85 V/cell, 20°C)	4850
Capacity (Ah), C10 (1,80 V/cell, 20°C)	3671
Number of Plates (+) per Cell	26
Floating Voltage Set Point (V/cell)	2.23
Maximum Initial Charge Current (A)	0.3 C10
Recommended Boost Charge Voltage (V/cell)	2.40
Recommended End of Discharge Voltage (10-hr rate) (V/cell)	1.80
Short Circuit Current (A)	20600
Internal Resistance (mOhm)	0.098
Number of Cycles at 60% Depth of Discharge (20°C)	2300
Self-Discharge Rate per Month at 20°C	Approx. 2.5%
Dimensions in mm (L x W x H1 / H2) H1 = Height to the lid H2 = Height including connectors & bolts	576 x 212 x 772 x 800
Weight (kg)	Wet: 240.3 / Dry: 176
Type and Number of Poles	M10 / 8
Operating Temperature / Recommended Temperature	-20°C-55°C / 10°C-30°C

* All dimensions and weights shown are subject to manufacturing tolerances.

Dimensions



Constant Current Discharge in A (at 20°C)

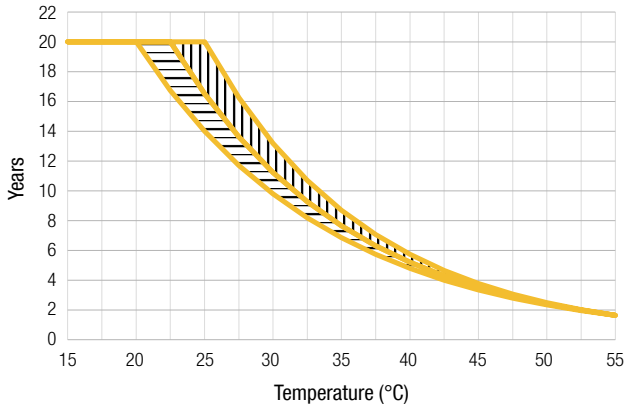
End Voltage (V/cell)	Discharge Time														
	10min	15min	30min	45min	1h	2h	3h	4h	5h	6h	7h	8h	10h	12h	20h
1.60 V	3667.0	3481.1	2981.3	2561.8	2223.9	1423.0	1052.3	842.5	706.6	610.8	539.1	483.4	402.0	345.2	223.4
1.65 V	3267.6	3115.0	2706.1	2364.4	2083.7	1383.3	1033.3	830.4	697.8	603.8	533.4	478.5	398.2	342.0	221.6
1.70 V	2860.9	2737.7	2408.4	2135.5	1908.3	1317.1	1001.9	811.2	684.2	593.3	524.9	471.3	392.8	337.6	219.1
1.75 V	2438.4	2356.3	2094.2	1879.4	1700.3	1217.1	946.7	776.9	660.3	575.3	510.5	459.4	384.0	330.7	215.3
1.80 V	1977.6	1962.6	1766.9	1600.6	1462.7	1084.1	861.6	717.3	616.0	540.9	482.8	436.5	367.1	317.5	208.5
1.83 V	1694.4	1669.8	1564.2	1425.1	1308.7	988.3	796.0	668.4	577.6	509.5	456.5	414.0	349.9	303.8	201.2
1.85 V	1494.0	1487.5	1428.7	1304.5	1202.2	918.2	746.0	630.2	546.8	483.9	434.7	395.0	335.0	291.5	194.4
1.87 V	1333.8	1320.4	1285.7	1182.5	1092.6	843.6	690.9	587.1	511.8	454.4	409.3	372.8	317.1	276.7	185.7
1.90 V	1058.8	1053.7	1038.2	996.2	924.2	723.8	599.3	513.7	450.7	402.3	363.9	332.6	284.6	249.4	169.3

Constant Power Discharge in W/cell (at 20°C)

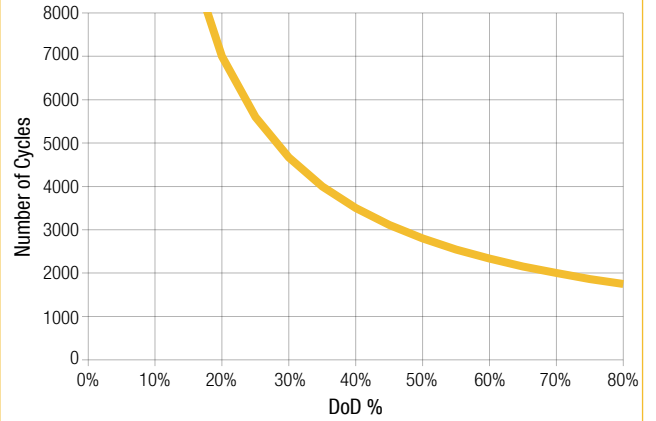
End Voltage (V/cell)	Discharge Time														
	10min	15min	30min	45min	1h	2h	3h	4h	5h	6h	7h	8h	10h	12h	20h
1.60 V	5804.0	5526.6	4803.2	4203.4	3716.5	2504.2	1897.6	1540.5	1303.9	1134.3	1006.3	905.9	757.8	653.4	427.2
1.65 V	5340.8	5095.4	4468.3	3953.7	3530.0	2443.1	1867.8	1521.4	1289.9	1123.3	997.2	898.0	751.7	648.4	424.3
1.70 V	4827.9	4618.1	4083.4	3649.7	3289.5	2341.0	1817.0	1490.2	1267.7	1106.2	983.2	886.3	742.8	641.2	420.1
1.75 V	4229.8	4094.0	3647.8	3288.7	2991.1	2187.2	1727.4	1432.8	1227.3	1075.6	958.8	866.1	727.8	629.4	413.7
1.80 V	3539.5	3482.8	3162.4	2872.8	2632.8	1977.4	1588.9	1333.4	1152.3	1016.6	911.0	826.2	698.4	606.3	401.8
1.83 V	3117.5	3101.2	2846.2	2596.3	2389.6	1822.2	1480.0	1251.0	1086.6	962.5	865.3	786.9	668.1	581.9	388.8
1.85 V	2811.8	2797.6	2626.4	2401.6	2216.7	1706.0	1395.6	1185.6	1033.5	917.9	827.0	753.5	641.5	560.1	376.4
1.87 V	2498.8	2486.3	2398.5	2199.3	2034.4	1579.7	1301.3	1110.9	972.1	866.0	782.1	713.9	609.6	533.5	360.7
1.90 V	2016.3	1998.2	1961.0	1881.4	1746.2	1372.5	1141.2	981.4	863.6	772.9	700.6	641.5	550.6	483.7	330.6

* Upower reserves the right to change or revise without notice any information or detail given in this publication.

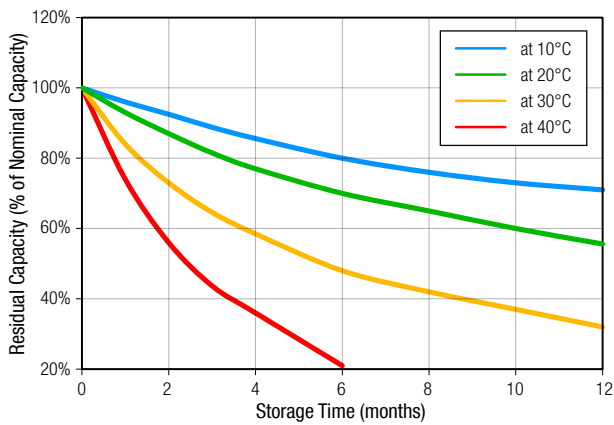
Expected Service Life vs. Operating Temperature



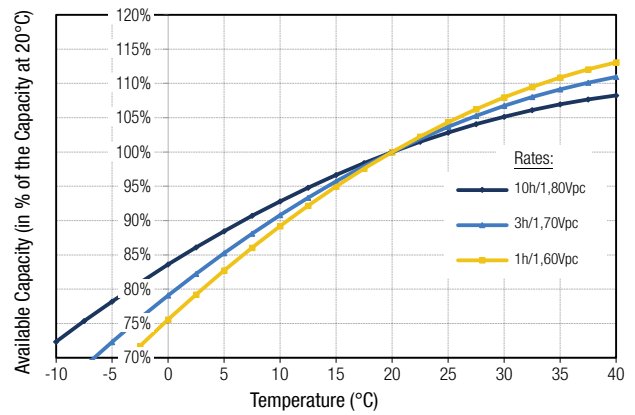
Number of Cycles vs. DOD



Self-Discharge Characteristics



Capacity vs. Temperature



Float Voltage Setting vs. Operating Temperature

