

UP-OPzS Series

24 OPzS 3000

O P z S C E L L



Main Features

- **Design Life**
20 years at 20°C.
- **Water Refilling**
More than 2 years at 20°C.
- **IIEC 896-1**
2300 cycles.
- **Self Discharge**
Approx. 2% per month at 20°C.
- **Operating Temperature Range**
-20°C to 55°C, recommended 10°C to 30°C.
- **Full Conformity with**
DIN 40737-1, IIEC 896-11 and EN 50272-2.

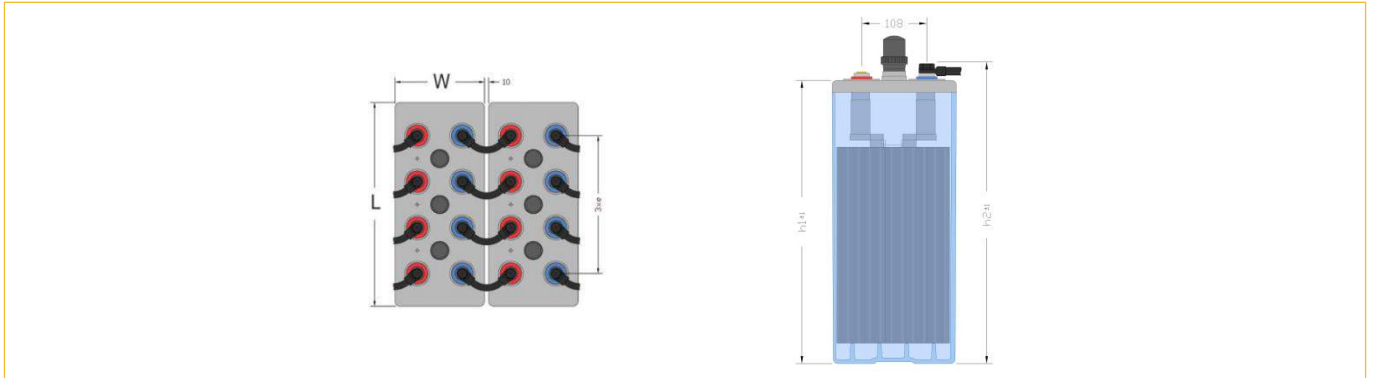
Technical Specifications

Capacity (Ah), C100 (1,85 V/cell, 20°C)	5247
Capacity (Ah), C10 (1,80 V/cell, 20°C)	3497
Number of Plates (+) per Cell	24
Floating Voltage Set Point (V/cell)	2.23
Maximum Initial Charge Current (A)	0.3 C10
Recommended Boost Charge Voltage (V/cell)	2.40
Recommended End of Discharge Voltage (10-hr rate) (V/cell)	1.80
Short Circuit Current (A)	19250
Internal Resistance (mOhm)	0.105
Number of Cycles at 60% Depth of Discharge (20°C)	2300
Self-Discharge Rate per Month at 20°C	Approx. 2.5%
Dimensions in mm (L x W x H1 / H2) H1 = Height to the lid H2 = Height including connectors & bolts	576 x 212 x 772 x 800
Weight (kg)	Wet: 229.9 / Dry: 165
Type and Number of Poles	M10 / 8
Operating Temperature / Recommended Temperature	-20°C-55°C / 10°C-30°C

* All dimensions and weights shown are subject to manufacturing tolerances.



Dimensions



Constant Current Discharge in A (at 20°C)

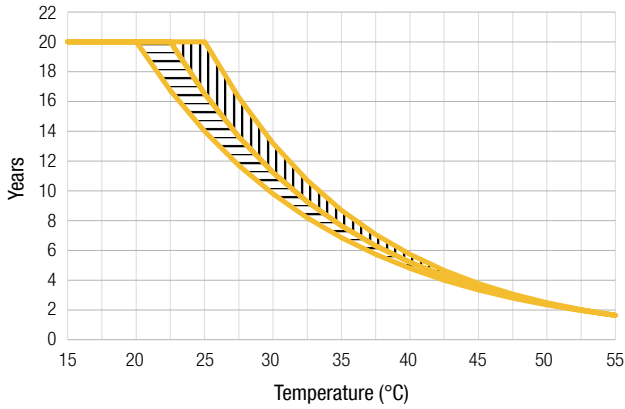
End Voltage (V/cell)	Discharge Time														
	10min	15min	30min	45min	1h	2h	3h	4h	5h	6h	7h	8h	10h	12h	20h
1.60 V	3330.4	3165.1	2721.8	2349.6	2047.8	1324.8	985.5	792.1	666.3	577.2	510.4	458.4	382.1	328.7	213.7
1.65 V	2971.4	2830.7	2470.6	2168.7	1918.3	1287.6	967.8	780.8	658.0	570.7	505.0	453.8	378.5	325.8	212.0
1.70 V	2605.4	2492.4	2199.2	1958.6	1756.7	1225.8	938.4	762.9	645.4	560.9	497.1	447.1	373.5	321.7	209.6
1.75 V	2207.0	2144.0	1912.4	1723.4	1565.0	1132.5	886.7	730.8	623.0	544.1	483.8	436.1	365.3	315.2	206.1
1.80 V	1788.8	1778.3	1613.4	1468.4	1346.4	1008.7	807.2	675.0	581.7	512.0	458.0	414.7	349.7	303.0	199.8
1.83 V	1538.1	1529.8	1429.0	1306.8	1204.6	919.7	745.8	629.2	545.6	482.6	433.3	393.7	333.6	290.2	193.1
1.85 V	1371.3	1360.4	1304.5	1196.6	1106.7	854.4	699.0	593.3	516.7	458.5	412.8	375.8	319.6	278.7	186.7
1.87 V	1204.4	1198.4	1165.5	1084.4	1005.7	784.8	647.4	552.8	483.7	430.7	388.8	354.8	302.8	264.7	178.6
1.90 V	949.3	942.4	930.7	908.8	850.5	673.3	561.5	483.7	426.1	381.5	345.9	316.8	271.9	238.9	163.0

Constant Power Discharge in W/cell (at 20°C)

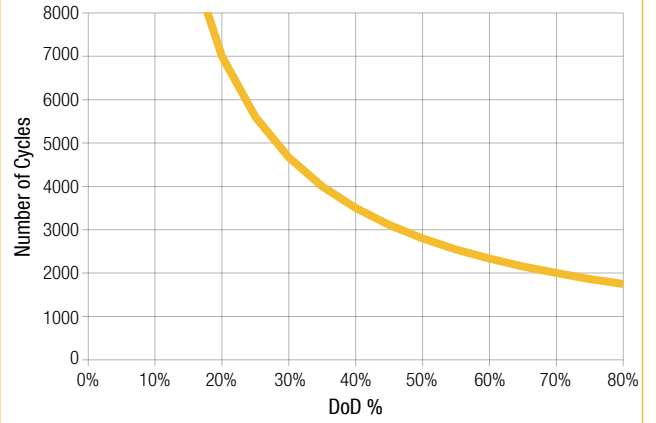
End Voltage (V/cell)	Discharge Time														
	10min	15min	30min	45min	1h	2h	3h	4h	5h	6h	7h	8h	10h	12h	20h
1.60 V	5267.3	5023.7	4382.0	3850.5	3416.8	2327.2	1774.5	1446.5	1228.1	1071.0	952.0	858.4	719.9	622.0	408.5
1.65 V	4846.2	4632.5	4078.1	3622.4	3245.3	2270.1	1746.8	1428.8	1215.1	1060.7	943.5	851.1	714.3	617.3	405.8
1.70 V	4385.3	4198.9	3728.1	3344.0	3024.7	2175.2	1699.3	1399.6	1194.5	1044.8	930.5	840.2	705.9	610.6	402.0
1.75 V	3859.7	3724.2	3330.4	3014.4	2750.9	2032.4	1615.8	1346.1	1156.8	1016.4	907.8	821.4	692.1	599.6	396.0
1.80 V	3222.4	3195.9	2887.5	2633.1	2421.8	1837.8	1486.6	1253.4	1086.8	961.3	863.3	784.3	664.7	578.2	384.9
1.83 V	2819.1	2775.1	2599.3	2380.1	2198.4	1693.7	1385.1	1176.2	1025.3	910.7	820.5	747.6	636.5	555.6	372.9
1.85 V	2505.5	2496.1	2399.2	2202.1	2039.2	1585.7	1306.1	1114.9	975.5	868.9	784.6	716.2	611.6	535.1	361.4
1.87 V	2255.9	2230.0	2186.5	2016.3	1871.7	1468.6	1218.0	1045.1	917.9	820.1	742.3	678.9	581.5	510.0	346.6
1.90 V	1818.2	1810.0	1772.2	1724.5	1606.4	1275.9	1068.2	923.4	815.7	732.2	665.4	610.6	525.7	462.9	318.1

* Upower reserves the right to change or revise without notice any information or detail given in this publication.

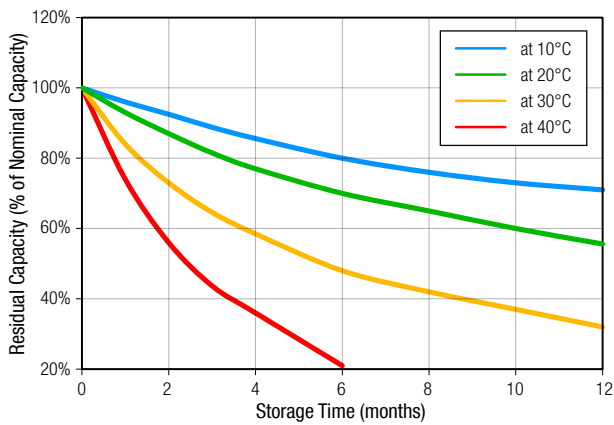
Expected Service Life vs. Operating Temperature



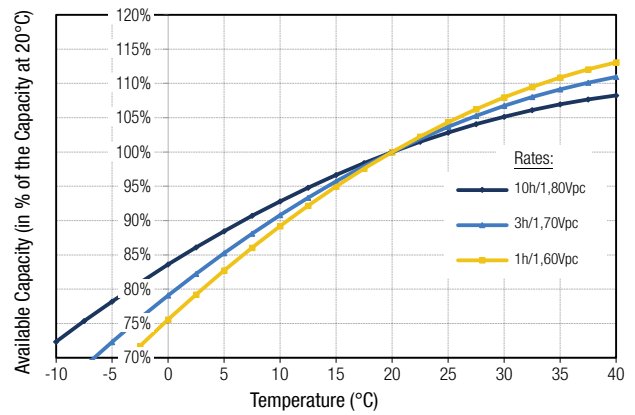
Number of Cycles vs. DOD



Self-Discharge Characteristics



Capacity vs. Temperature



Float Voltage Setting vs. Operating Temperature

