

20 OPzV 2500



Specification	
Float Voltage	Standby use 2.23 V/cell
Boost Recharge	Maximum voltage of 2.35 - 2.40 V/cell with a maximum current of 0.25 C10 (A)
Dimension	Length 487 mm (19,17 inches)
	Width 212 mm (8,35 inches)
	Height 769 mm (30,28 inches)
Weight	195,3 kg
Self Discharge	Approx. 2% per month at 20°C
Tubular Positive Plates	Special grid construction, pressure cast from antimony free alloy, with highly porous gauntlets that retain the active material
Pasted Negative Plates	Service lives consistent with the positive plates
Electrolyte	Gel structure
Separators	Extremely high porosity and low internal resistance
Containers and Lids	Made of plastic (ABS) material. Also available in ABS flame retardant material as an option (according to IEC 707 FV0)
Installation	Cells are normally installed in an upright position on steel stands
One Way Relief Valve	Opens at low pressure and is fitted with a flame arrestor device
Terminals	Female treated terminal (M10) perfect contact and low resistance with flexible cable connectors
Post Seals	Prevents electrolyte leakage and terminal corrosion
Connectors	Flexible, fully insulated cable connectors screwed (with 20±1 Nm) to the terminal with an insulated screw having a probe hole on the top for electrical measurement

Constant Current Discharge (Amperes) at 20°C (68°F)

F.V/Time	15min	30min	1h	2h	3h	4h	5h	6h	8h	10h	20h
1.90VPC	688	675	633	493	408	350	307	275	231	195	112
1.85VPC	988	955	815	630	508	433	375	333	270	226	128
1.80VPC	1350	1245	1050	788	597	498	410	372	305	256	142
1.75VPC	1675	1455	1165	833	620	525	446	389	309	259	143
1.70VPC	1932	1657	1199	867	660	534	453	394	312	260	143
1.65VPC	2177	1840	1350	888	669	540	457	397	313	261	144

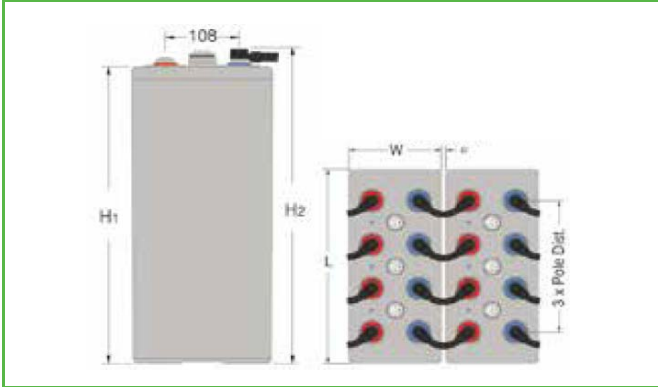
Constant Power Discharge (Watts) at 20°C (68°F)

F.V/Time	15min	30min	1h	2h	3h	4h	5h	6h	8h	10h	20h
1.90VPC	1309	1288	1214	951	792	681	597	537	450	384	221
1.85VPC	1843	1787	1526	1192	969	831	722	643	524	439	251
1.80VPC	2461	2273	1933	1467	1121	938	775	707	586	491	278
1.75VPC	2985	2625	2121	1537	1154	983	840	734	590	493	279
1.70VPC	3354	2951	2162	1593	1218	995	850	742	590	493	272
1.65VPC	3736	3240	2408	1613	1221	995	849	740	586	490	271

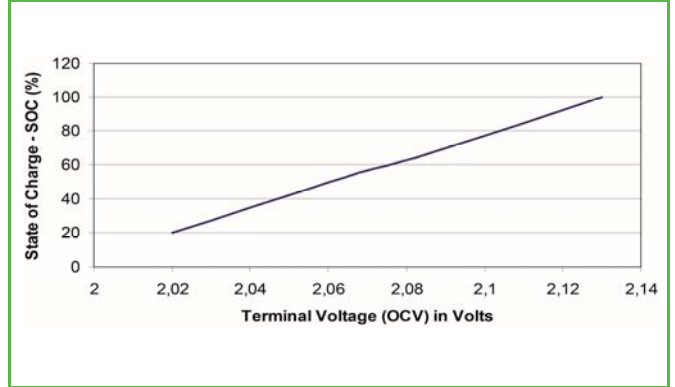


20 OPzV 2500

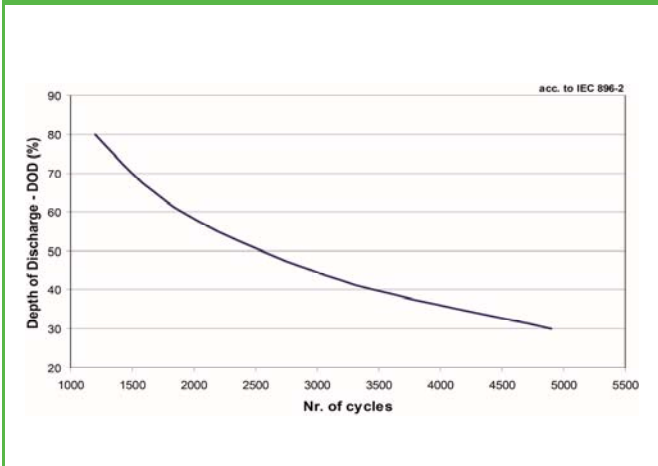
Layout



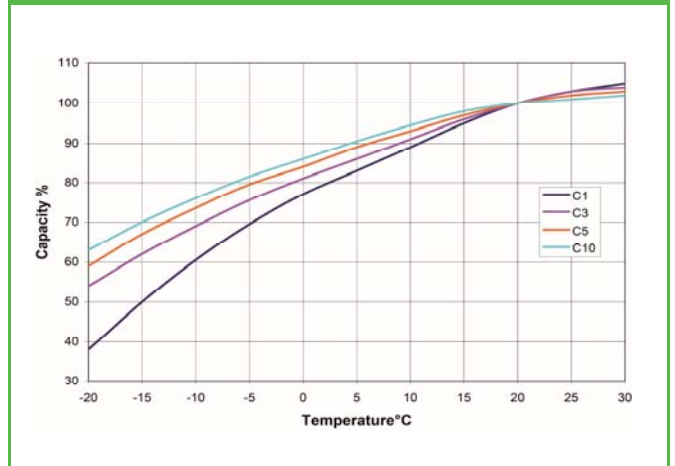
Terminal Voltage vs. SOC



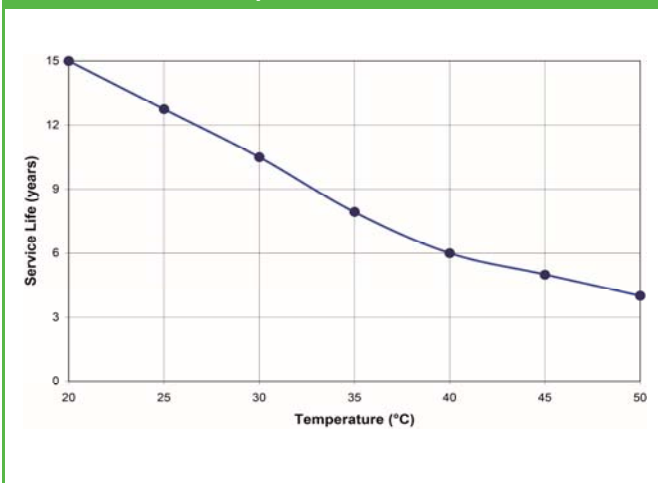
No. of cycles vs. DOD



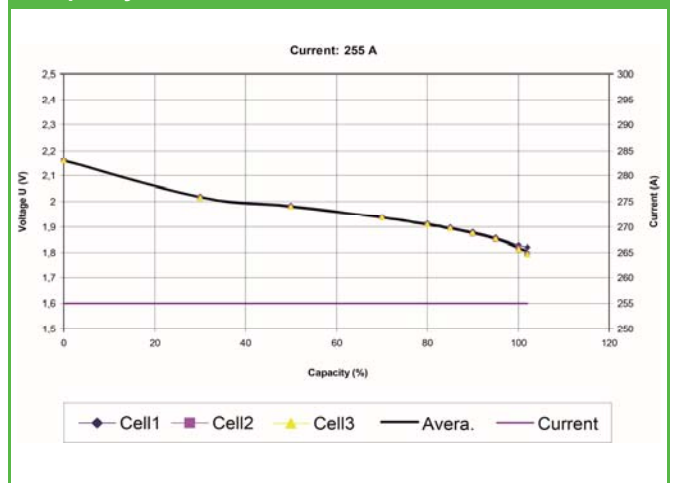
Capacity = f(T)



Service Life vs Temperature



Capacity test C10



ETL SEMKO

