

# UP-OPzS Series

## 18 OPzS 2250

O P z S C E L L



### Main Features

- **Design Life**  
20 years at 20°C.
- **Water Refilling**  
More than 2 years at 20°C.
- **IIEC 896-1**  
2300 cycles.
- **Self Discharge**  
Approx. 2% per month at 20°C.
- **Operating Temperature Range**  
-20°C to 55°C, recommended 10°C to 30°C.
- **Full Conformity with**  
DIN 40737-1, IIEC 896-11 and EN 50272-2.

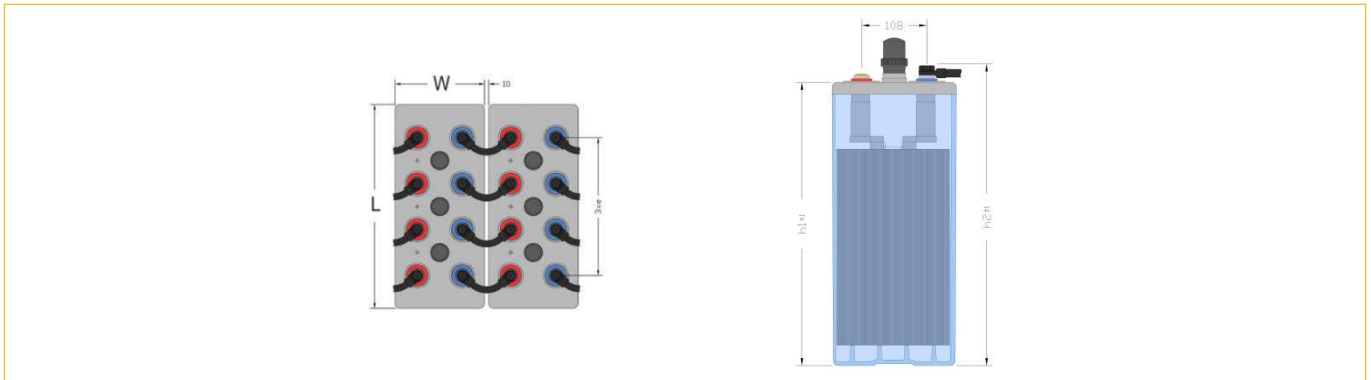
### Technical Specifications

Capacity (Ah), C100 (1,85 V/cell, 20°C)	4210
Capacity (Ah), C10 (1,80 V/cell, 20°C)	2808
Number of Plates (+) per Cell	18
Floating Voltage Set Point (V/cell)	2.23
Maximum Initial Charge Current (A)	0.3 C10
Recommended Boost Charge Voltage (V/cell)	2.40
Recommended End of Discharge Voltage (10-hr rate) (V/cell)	1.80
Short Circuit Current (A)	14750
Internal Resistance (mOhm)	0.137
Number of Cycles at 60% Depth of Discharge (20°C)	2300
Self-Discharge Rate per Month at 20°C	Approx. 2.5%
Dimensions in mm (L x W x H1 / H2) H1 = Height to the lid H2 = Height including connectors & bolts	487 x 212 x 772 x 800
Weight (kg)	Wet: 183.7 / Dry: 128.6
Type and Number of Poles	M10 / 8
Operating Temperature / Recommended Temperature	-20°C-55°C / 10°C-30°C

\* All dimensions and weights shown are subject to manufacturing tolerances.



Dimensions



Constant Current Discharge in A (at 20°C)

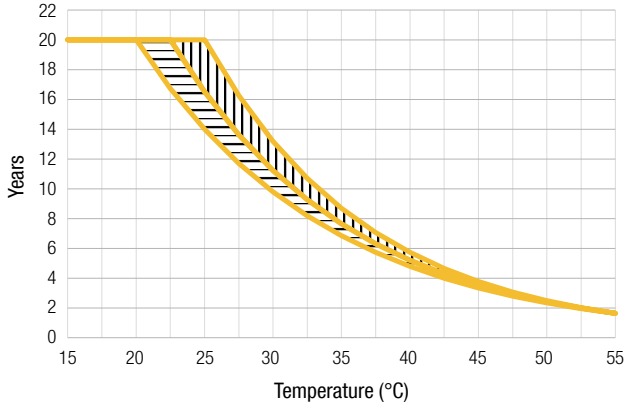
End Voltage (V/cell)	Discharge Time														
	10min	15min	30min	45min	1h	2h	3h	4h	5h	6h	7h	8h	10h	12h	20h
1.60 V	2523.3	2405.5	2085.1	1812.6	1589.0	1041.7	779.4	628.5	530.1	460.1	407.6	366.6	306.3	263.9	172.3
1.65 V	2242.4	2153.0	1890.6	1670.7	1486.2	1011.6	765.3	619.6	523.6	455.0	403.4	362.9	303.5	261.6	171.0
1.70 V	1940.7	1892.0	1683.1	1507.7	1359.5	961.7	741.6	605.4	513.5	447.3	397.1	357.7	299.5	258.4	169.1
1.75 V	1636.2	1623.7	1463.2	1325.6	1209.6	887.6	700.1	579.6	495.8	434.0	386.6	349.0	293.1	253.3	166.4
1.80 V	1331.6	1320.6	1233.9	1128.7	1039.9	789.7	636.8	535.2	462.8	408.5	366.2	332.2	280.8	243.8	161.5
1.83 V	1160.4	1154.3	1093.2	1004.5	930.3	719.7	588.2	498.9	434.2	385.2	346.6	315.5	268.1	233.7	156.2
1.85 V	1034.4	1029.3	992.9	920.2	854.5	668.3	551.1	470.4	411.3	366.1	330.4	301.4	257.0	224.6	151.2
1.87 V	908.5	904.2	891.4	833.8	776.6	613.7	510.3	438.4	385.1	344.0	311.3	284.7	243.7	213.6	144.8
1.90 V	720.3	714.7	702.3	695.2	656.7	526.3	442.6	383.5	339.3	304.8	277.2	254.4	219.1	192.9	132.4

Constant Power Discharge in W/cell (at 20°C)

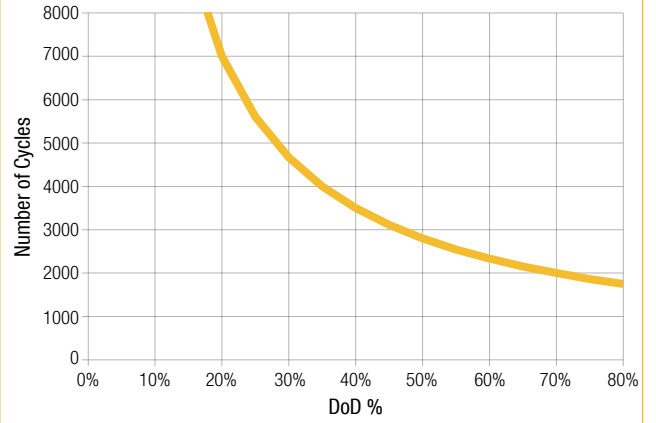
End Voltage (V/cell)	Discharge Time														
	10min	15min	30min	45min	1h	2h	3h	4h	5h	6h	7h	8h	10h	12h	20h
1.60 V	3993.7	3815.2	3350.5	2963.1	2643.1	1824.3	1400.2	1145.8	975.6	852.8	759.4	685.9	576.7	499.2	329.5
1.65 V	3673.9	3518.7	3118.1	2786.2	2508.5	1778.3	1378.0	1131.7	965.4	844.7	752.8	680.1	572.2	495.5	327.3
1.70 V	3325.6	3189.8	2849.6	2570.5	2336.6	1702.5	1339.9	1108.5	949.0	832.1	742.6	671.5	565.7	490.3	324.3
1.75 V	2912.2	2828.7	2546.9	2316.6	2123.9	1589.9	1273.3	1065.9	919.1	809.6	724.7	656.8	554.8	481.6	319.6
1.80 V	2431.0	2417.5	2207.3	2022.9	1869.3	1436.8	1171.0	992.3	863.6	766.1	689.5	627.6	533.4	464.9	311.0
1.83 V	2126.6	2113.1	1988.5	1828.9	1696.9	1323.6	1090.8	931.4	814.9	726.0	655.7	598.5	511.1	447.1	301.6
1.85 V	1900.4	1886.5	1833.1	1692.7	1573.6	1239.1	1028.7	882.9	775.5	693.0	627.3	573.7	491.5	430.9	292.5
1.87 V	1702.4	1692.8	1649.4	1549.9	1444.9	1147.4	959.2	827.6	729.9	654.2	593.7	544.2	467.6	411.1	280.9
1.90 V	1371.2	1365.4	1345.2	1312.3	1240.0	997.0	841.4	731.4	649.0	584.6	532.6	489.9	423.2	373.6	258.1

\* Upower reserves the right to change or revise without notice any information or detail given in this publication.

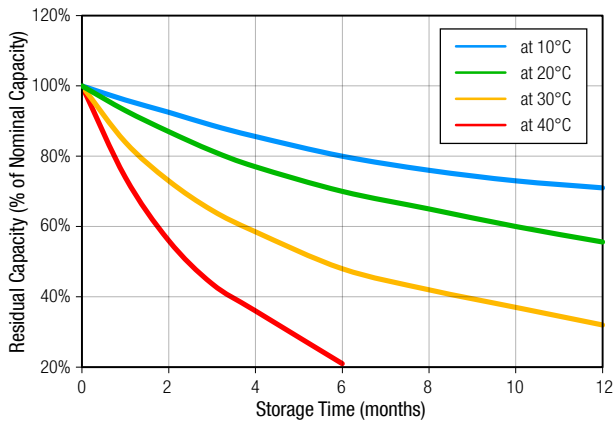
Expected Service Life vs. Operating Temperature



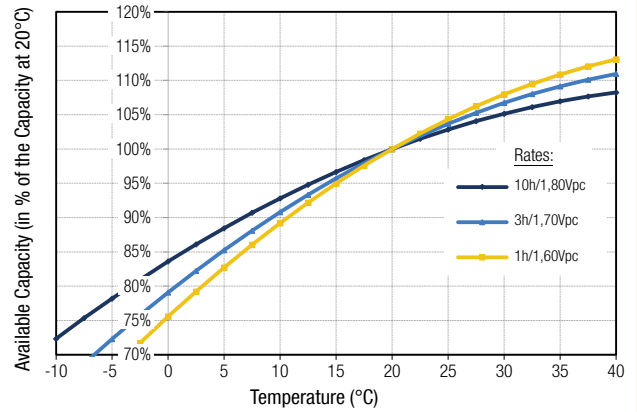
Number of Cycles vs. DOD



Self-Discharge Characteristics



Capacity vs. Temperature



Float Voltage Setting vs. Operating Temperature

