

16 OPzS 2000



Specification	
Float Charge	U = 2.23 V/cell ± 1%, between 10°C and 30°C $\Delta U/\Delta T = -0.004$ V/K below 10°C in the monthly average
Boost Charge	U = 2.35 to 2.40 V/cell, time limited
Dimension	Length 399 mm Width 214 mm Height 772 mm
Weight	Dry: 110.5 kg Wet: 154.9 kg
Self Discharge	Approx. 2% per month at 20°C
Positive Electrode	Tubular plate with low antimony alloy (< 2 %)
Negative Electrode	Flat with long life expander active material
Separation	Microporous separator
Electrolyte	Sulphuric acid of 1.24 kg/l at 20°C
Container	High impact, transparent SAN
Lid	ABS (SAN)* in grey color
Blocks with Blind Cells	4V, 6V, 8V, 10V
Plugs	Ceramic plugs according to DIN 40740
Pole Sealing	100 % gas-and electrolytetight, sliding-pole
Connector	Flexible insulated copper cable with cross-section of 35, 50, 70, 95 or 120 mm ² (35, 50 or 70 mm ²)*
Kind of Protection	IP 25 regarding DIN 40050, touch protected according VBG 4
Reference Temperature	20°C at C10 (1.80 V/cell) and 25°C at C100 (1.85 V/cell)
Initial Capacity	100% Normally up to 80%
Depth of Discharge	More than 80% DOD or discharges beyond final discharge voltages (dependent on discharge current) have to be avoided

Constant Current Discharge (Amperes) at 20°C (68°F)

F.V/Time	15min	30min	1h	2h	3h	4h	5h	6h	8h	10h	20h
1.90V/cell	518.1	506.8	490.1	424.3	349.4	305.3	265.7	237.3	196.2	169.1	106.9
1.87V/cell	695.8	668.0	620.5	487.5	398.2	342.5	301.6	266.7	222.2	190.0	108.5
1.83V/cell	888.9	847.4	741.7	570.3	457.0	384.6	336.5	294.3	244.0	205.7	114.2
1.80V/cell	1061.3	993.9	829.6	623.7	493.2	412.4	357.8	310.2	255.8	214.3	120.9
1.75V/cell	1287.5	1167.6	942.5	683.6	530.5	438.0	377.6	321.3	264.3	220.0	123.6
1.70V/cell	1573.6	1364.0	1035.0	723.7	551.4	448.9	388.9	333.4	272.3	222.4	124.8

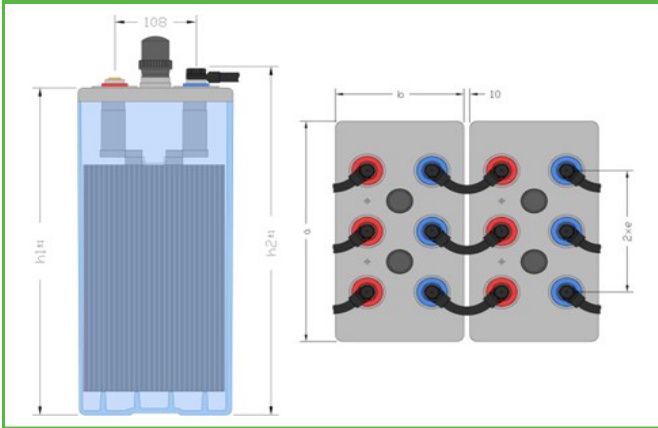
Constant Power Discharge (Watts) at 20°C (68°F)

F.V/Time	15min	30min	1h	2h	3h	4h	5h	6h	8h	10h	20h
1.90V/cell	985.9	967.0	940.0	818.9	678.1	593.8	516.5	463.5	382.6	332.9	212.8
1.87V/cell	1313.0	1261.3	1175.9	930.2	763.3	662.7	585.6	517.4	432.6	371.4	212.6
1.83V/cell	1638.3	1572.0	1372.2	1070.5	867.0	731.5	642.7	565.1	471.2	397.8	223.8
1.80V/cell	1934.7	1814.9	1527.3	1161.4	925.8	777.4	676.5	589.6	491.4	410.9	236.9
1.75V/cell	2294.4	2106.3	1716.4	1261.3	987.8	820.4	711.4	605.9	504.4	418.7	241.3
1.70V/cell	2731.8	2429.3	1867.1	1329.4	1017.3	836.3	729.9	628.1	527.3	421.8	237.3

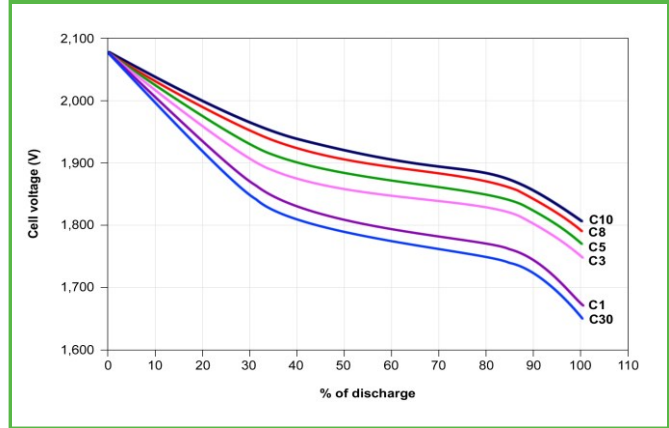


16 OPzS 2000

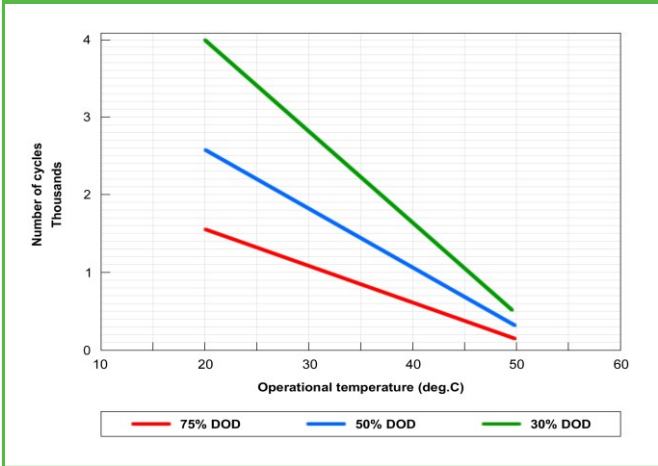
Dimension



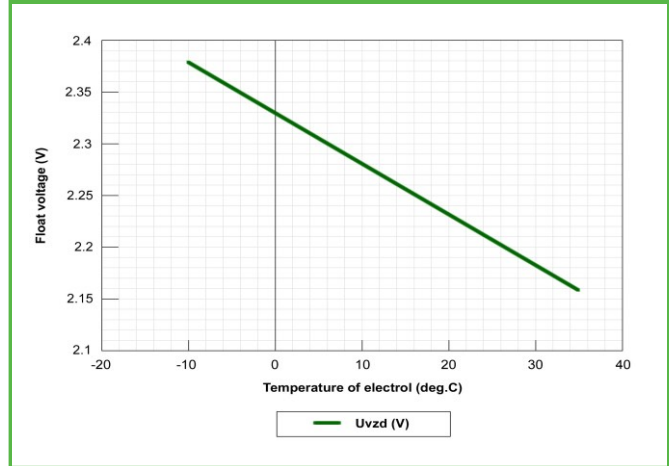
Voltage vs. % of discharge at Cx



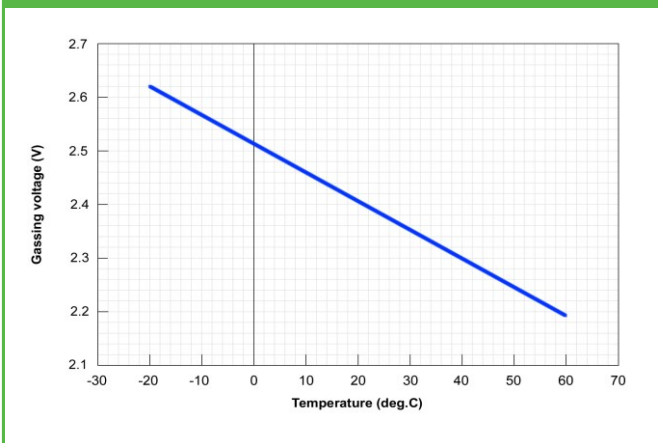
Lifetime in cycles vs. temperature at DOD



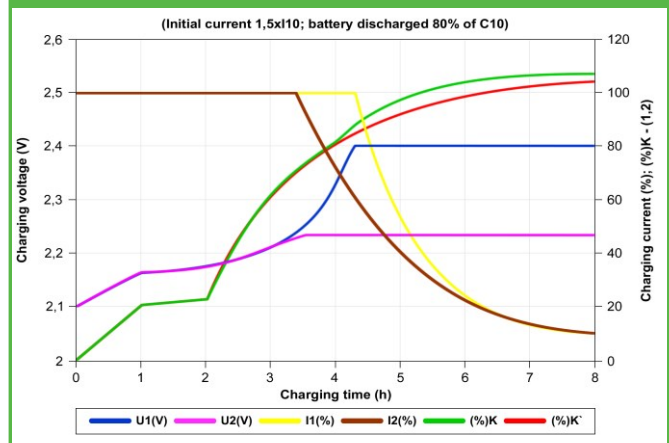
Float voltage as f (T)



Gassing voltage as f (T)



Charging of OPzS cells with IU charger



ETL SEMKO



Polígono industrial La Dehesa
C/ Dehesa Vieja, nº2 Nave 16
28052 Madrid (Spain)
Tel. (+34) 918 021 649
Fax. (+34) 917 750 542
info@masterbattery.es

