

14 OPzS 1750



Specification

Float Charge	U = 2.23 V/cell ± 1%, between 10°C and 30°C $\Delta U/\Delta T = -0.004$ V/K below 10°C in the monthly average
Boost Charge	U = 2.35 to 2.40 V/cell, time limited
Dimension	Length 399 mm Width 214 mm Height 772 mm
Weight	Dry: 99.9 kg Wet: 144.8 kg
Self Discharge	Approx. 2% per month at 20°C
Positive Electrode	Tubular plate with low antimony alloy (< 2 %)
Negative Electrode	Flat with long life expander active material
Separation	Microporous separator
Electrolyte	Sulphuric acid of 1.24 kg/l at 20°C
Container	High impact, transparent SAN
Lid	ABS (SAN)* in grey color
Blocks with Blind Cells	4V, 6V, 8V, 10V
Plugs	Ceramic plugs according to DIN 40740
Pole Sealing	100 % gas-and electrolytetight, sliding-pole
Connector	Flexible insulated copper cable with cross-section of 35, 50, 70, 95 or 120 mm ² (35, 50 or 70 mm ²)*
Kind of Protection	IP 25 regarding DIN 40050, touch protected according VBG 4
Reference Temperature	20°C at C10 (1.80 V/cell) and 25°C at C100 (1.85 V/cell)
Initial Capacity	100% Normally up to 80%
Depth of Discharge	More than 80% DOD or discharges beyond final discharge voltages (dependent on discharge current) have to be avoided

Constant Current Discharge (Amperes) at 20°C (68°F)

F.V/Time	15min	30min	1h	2h	3h	4h	5h	6h	8h	10h	20h
1.90V/cell	478.8	469.8	447.7	359.1	302.5	262.8	233.1	209.9	175.9	152.0	92.7
1.87V/cell	622.1	611.6	530.9	419.7	350.1	301.7	265.8	238.1	198.0	170.1	102.2
1.83V/cell	801.0	750.9	637.0	493.0	404.6	344.5	301.0	267.8	220.6	188.3	111.0
1.80V/cell	935.2	847.9	711.5	540.5	438.3	370.1	321.4	284.7	232.9	197.8	115.2
1.75V/cell	1128.9	1004.0	824.9	606.3	481.6	401.4	345.1	303.4	245.6	207.2	119.0
1.70V/cell	1306.7	1151.1	922.7	655.0	509.8	419.6	358.0	313.2	252.0	212.0	121.1

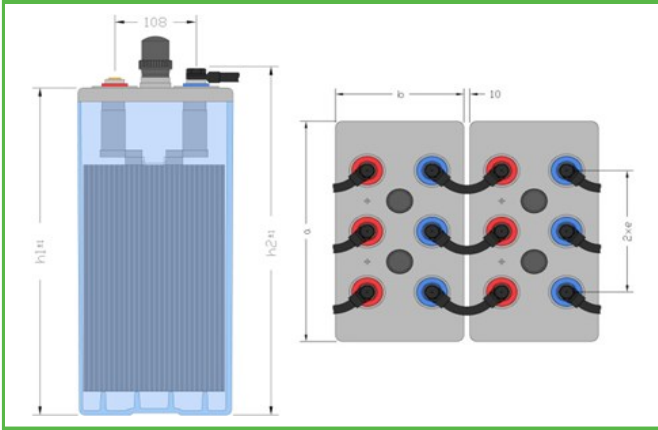
Constant Power Discharge (Watts) at 20°C (68°F)

F.V/Time	15min	30min	1h	2h	3h	4h	5h	6h	8h	10h	20h
1.90V/cell	940.5	927.7	838.7	671.0	566.6	493.5	438.9	396.2	333.5	289.4	178.7
1.87V/cell	1180.4	1143.1	978.0	773.0	646.8	559.7	495.0	445.0	372.1	321.2	195.6
1.83V/cell	1486.7	1356.4	1145.1	889.6	735.3	630.3	553.6	495.0	410.6	352.5	211.3
1.80V/cell	1676.1	1502.7	1257.3	963.3	788.5	671.6	587.0	522.9	431.3	368.7	218.6
1.75V/cell	1944.6	1724.5	1419.2	1060.9	855.4	721.0	625.3	553.5	452.5	384.5	225.2
1.70V/cell	2184.0	1917.0	1550.1	1131.3	898.5	749.7	645.9	569.3	463.1	392.5	228.7

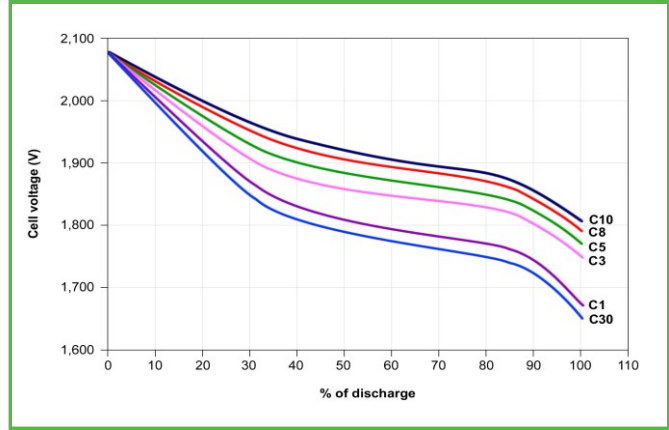


14 OPzS 1750

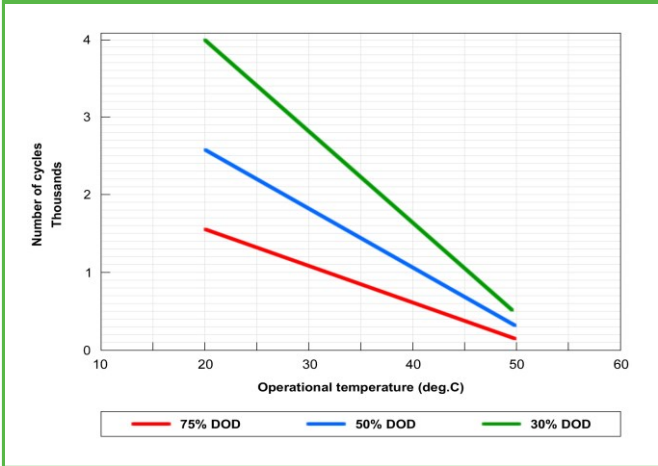
Dimension



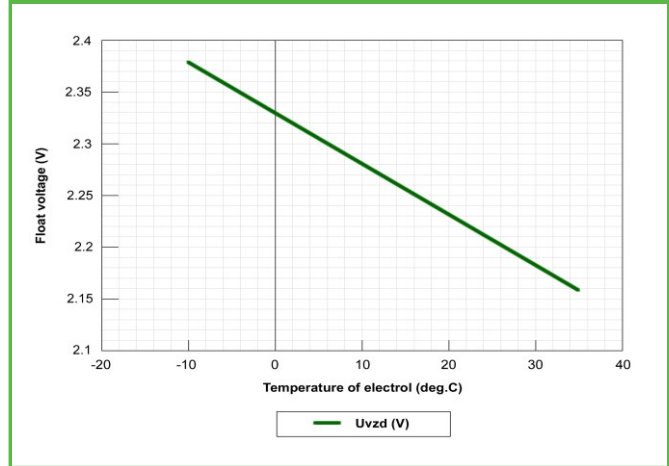
Voltage vs. % of discharge at Cx



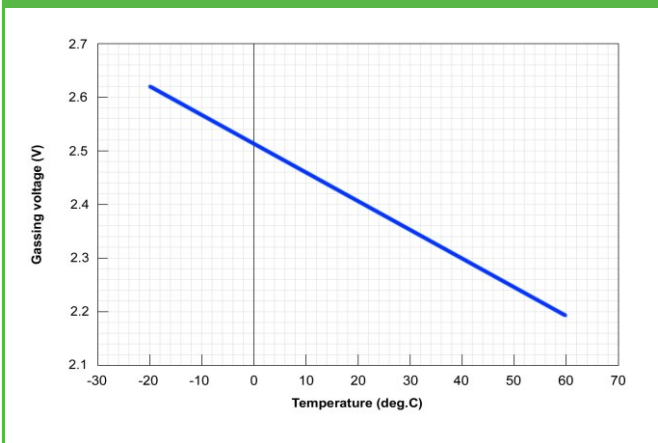
Lifetime in cycles vs. temperature at DOD



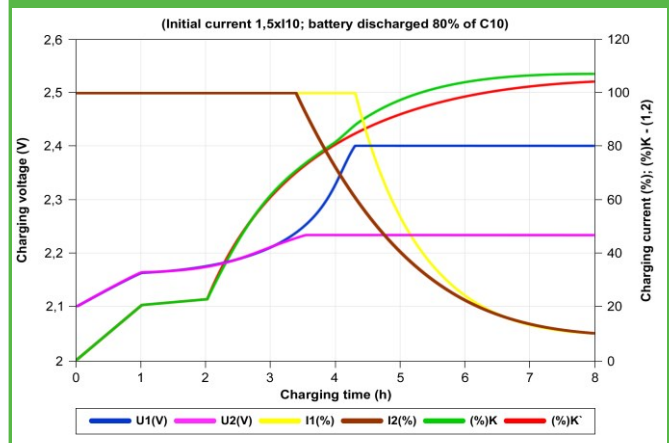
Float voltage as f (T)



Gassing voltage as f (T)



Charging of OPzS cells with IU charger



ETL SEMKO



Polígono industrial La Dehesa
C/ Dehesa Vieja, nº2 Nave 16
28052 Madrid (Spain)
Tel. (+34) 918 021 649
Fax. (+34) 917 750 542
info@masterbattery.es

