


11 OPzS 1400



Specification	
Float Charge	U = 2.23 V/cell ± 1%, between 10°C and 30°C $\Delta U/\Delta T = -0.004$ V/K below 10°C in the monthly average
Boost Charge	U = 2.35 to 2.40 V/cell, time limited
Dimension	Length 275 mm Width 210 mm Height 797 mm
Weight	Dry: 76.4 kg Wet: 108.2 kg
Self Discharge	Approx. 2% per month at 20°C
Positive Electrode	Tubular plate with low antimony alloy (< 2 %)
Negative Electrode	Flat with long life expander active material
Separation	Microporous separator
Electrolyte	Sulphuric acid of 1.24 kg/l at 20°C
Container	High impact, transparent SAN
Lid	ABS (SAN)* in grey color
Blocks with Blind Cells	4V, 6V, 8V, 10V
Plugs	Ceramic plugs according to DIN 40740
Pole Sealing	100 % gas-and electrolytetight, sliding-pole
Connector	Flexible insulated copper cable with cross-section of 35, 50, 70, 95 or 120 mm ² (35, 50 or 70 mm ²)*
Kind of Protection	IP 25 regarding DIN 40050, touch protected according VBG 4
Reference Temperature	20°C at C10 (1.80 V/cell) and 25°C at C100 (1.85 V/cell)
Initial Capacity	100% Normally up to 80%
Depth of Discharge	More than 80% DOD or discharges beyond final discharge voltages (dependent on discharge current) have to be avoided

Constant Current Discharge (Amperes) at 20°C (68°F)

F.V/Time	15min	30min	1h	2h	3h	4h	5h	6h	8h	10h	20h
1.90V/cell	391.5	386.3	362.3	291.7	246.4	214.5	190.5	171.8	144.2	124.8	76.3
1.87V/cell	499.2	491.6	429.8	341.2	285.4	246.3	217.4	194.9	162.3	139.6	84.0
1.83V/cell	643.1	606.0	515.8	400.9	330.0	281.4	246.1	219.2	180.8	154.5	91.3
1.80V/cell	751.2	684.5	576.5	439.8	357.5	302.4	262.9	233.1	190.9	162.3	94.7
1.75V/cell	909.8	810.9	668.6	493.6	393.0	328.1	282.3	248.4	201.2	169.9	97.8
1.70V/cell	1053.0	930.1	748.5	533.6	416.2	342.9	292.9	256.4	206.5	173.8	99.5

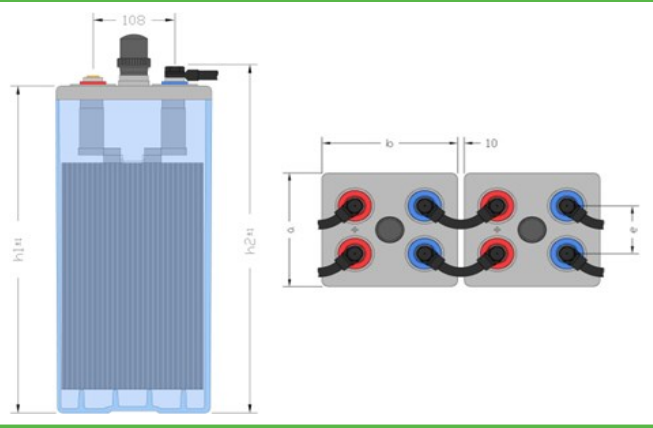
Constant Power Discharge (Watts) at 20°C (68°F)

F.V/Time	15min	30min	1h	2h	3h	4h	5h	6h	8h	10h	20h
1.90V/cell	754.3	738.6	678.8	545.2	461.6	402.8	358.7	324.2	273.3	237.4	147.1
1.87V/cell	947.4	913.4	791.8	628.4	527.1	456.9	404.7	364.1	304.9	263.5	160.9
1.83V/cell	1193.7	1095.0	927.5	723.4	599.4	514.7	452.6	405.0	336.5	289.1	173.7
1.80V/cell	1332.8	1213.4	1018.6	783.6	642.9	548.4	479.9	427.9	353.4	302.3	179.6
1.75V/cell	1567.1	1393.0	1150.3	863.3	697.6	588.8	511.2	452.9	370.6	315.2	185.0
1.70V/cell	1760.1	1548.8	1256.8	920.9	732.9	612.4	528.1	465.8	379.3	321.7	187.8

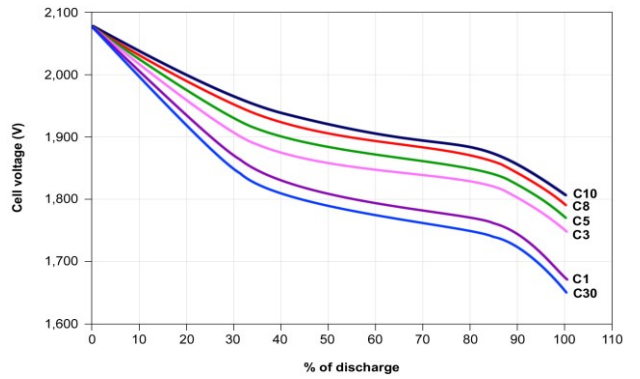


11 OPzS 1400

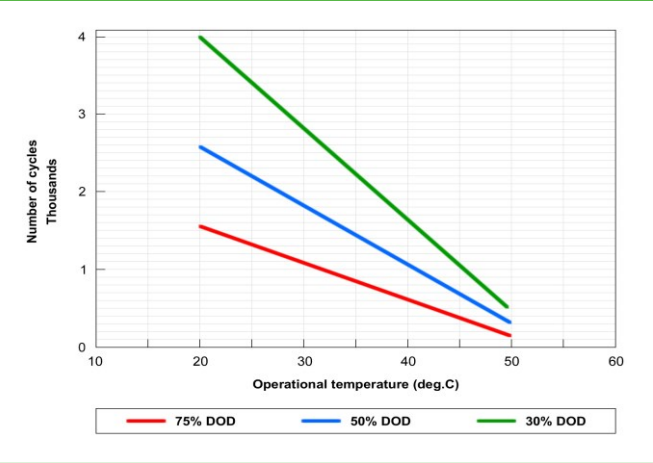
Dimension



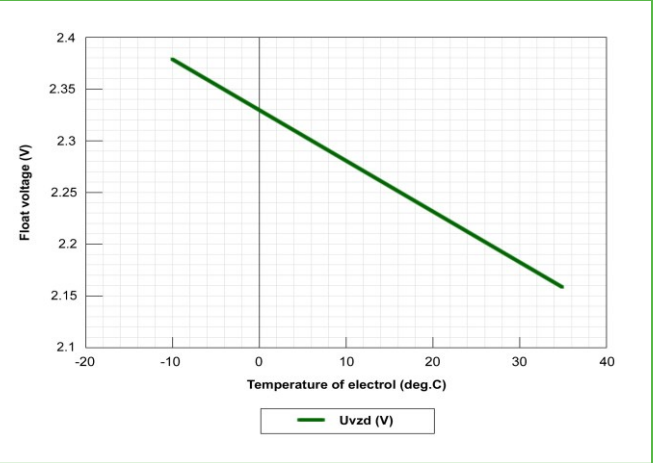
Voltage vs. % of discharge at Cx



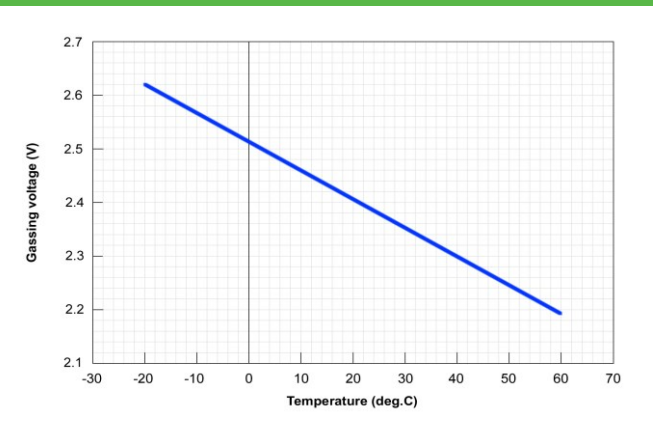
Lifetime in cycles vs. temperature at DOD



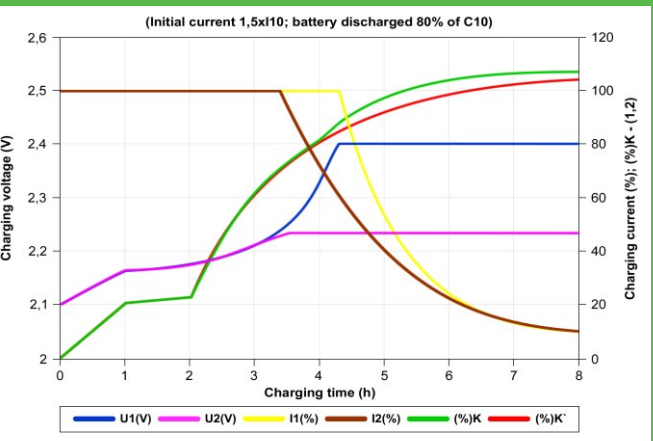
Float voltage as f (T)



Gassing voltage as f (T)



Charging of OPzS cells with IU charger



ETL SEMKO

