

## UP7.0-6



Specification		
Nominal Voltage	6V	
Nominal Capacity (20HR)	7.0AH	
Dimension	Length	151±1mm (5.94 inches)
	Width	34±1mm (1.34 inches)
	Container Height	94±1mm (3.70 inches)
	Total Height (with Terminal)	100±1mm (3.94 inches)
Approx Weight	Approx 1.15 kg (2.54lbs)	
Terminal	T1 / T2	
Container Material	ABS	
Rated Capacity	7.00 AH/0.350A	(20hr, 1.80V/cell, 25°C/77°F)
	6.51 AH/0.651A	(10hr, 1.80V/cell, 25°C/77°F)
	5.95 AH/1.19A	(5hr, 1.75V/cell, 25°C/77°F)
	5.37 AH/1.79A	(3hr, 1.75V/cell, 25°C/77°F)
	4.40 AH/4.40A	(1hr, 1.60V/cell, 25°C/77°F)
Max. Discharge Current	105A (5s)	
Internal Resistance	Approx 15mΩ	
Operating Temperature Range	Discharge: -15~50°C (5~122°F)	
	Change : 0~40°C (32~104°F)	
	Storage : -15~40°C (5~104°F)	
Nominal Operating Temperature Range	25±3°C (77±5°F)	
Cycle Use	Initial Charging Current less than 2.1A.Voltage. 7.2V~7.5V at 25°C(77°F)Temp. Coefficient -15mV/°C	
Standby Use	No limit on Initial Charging Current Voltage. 6.75V~6.9V at 25°C(77°F)Temp. Coefficient -10mV/°C	
Capacity affected by Temperature	40°C (104°F) 103%	
	25°C (77°F) 100%	
	0°C (32°F) 86%	
Self Discharge	Batteries may be stored for up to 6 months at 25°C (77°F) and then a freshening charge is required.	

Constant Current Discharge (Amperes) at 25°C (77°F)															
F.V/Time	5min	10min	15min	20min	30min	45min	1h	2h	3h	4h	5h	6h	8h	10h	20h
1.85V/cell	13.3	10.2	8.48	7.33	5.67	4.18	3.52	2.08	1.63	1.32	1.08	0.94	0.756	0.631	0.347
1.80V/cell	17.9	13.1	10.2	8.67	6.69	4.86	3.94	2.27	1.75	1.41	1.16	1.01	0.802	0.651	0.350
1.75V/cell	20.2	14.4	11.2	9.32	6.94	5.04	4.13	2.36	1.79	1.45	1.19	1.03	0.816	0.669	0.354
1.70V/cell	22.2	15.7	11.9	9.80	7.23	5.24	4.26	2.42	1.83	1.48	1.22	1.05	0.827	0.682	0.360
1.65V/cell	24.5	16.9	12.7	10.4	7.63	5.37	4.35	2.45	1.91	1.54	1.25	1.08	0.840	0.696	0.365
1.60V/cell	27.0	18.4	13.6	11.1	8.05	5.60	4.40	2.56	1.97	1.58	1.30	1.10	0.848	0.704	0.367

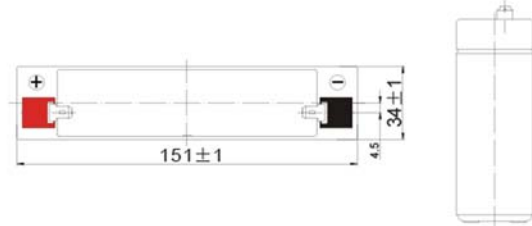
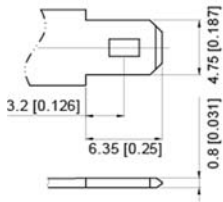
Constant Power Discharge (Watts) at 25°C (77°F)															
F.V/Time	5min	10min	15min	20min	30min	45min	1h	2h	3h	4h	5h	6h	8h	10h	20h
1.85V/cell	24.4	18.9	15.8	13.8	10.8	8.03	6.79	4.04	3.18	2.59	2.12	1.84	1.492	1.250	0.686
1.80V/cell	32.4	23.9	18.9	16.1	12.6	9.26	7.57	4.38	3.40	2.75	2.26	1.97	1.578	1.286	0.692
1.75V/cell	35.7	25.8	20.3	17.2	12.9	9.52	7.88	4.53	3.45	2.80	2.31	2.02	1.602	1.319	0.698
1.70V/cell	38.2	27.5	21.4	17.9	13.4	9.86	8.10	4.63	3.54	2.87	2.37	2.05	1.622	1.345	0.710
1.65V/cell	41.6	29.4	22.6	18.9	14.0	10.0	8.23	4.67	3.67	2.96	2.43	2.09	1.644	1.370	0.719
1.60V/cell	44.8	31.2	23.8	19.9	14.7	10.4	8.26	4.85	3.76	3.04	2.50	2.13	1.656	1.383	0.722



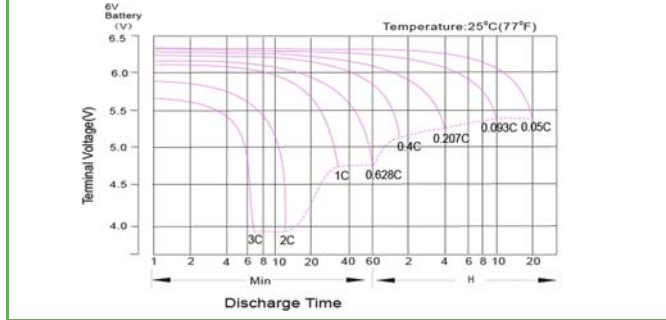
**UP7.0-6**

**Dimensions**

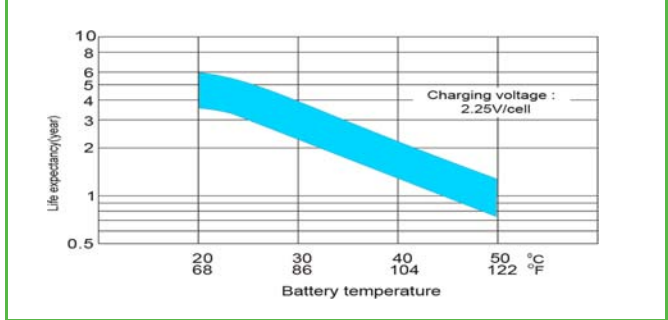
**T1 Terminal**  
Unit: mm [inches]



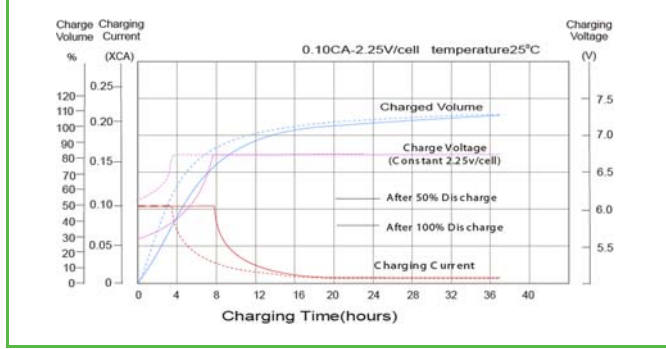
**Discharge Characteristics**



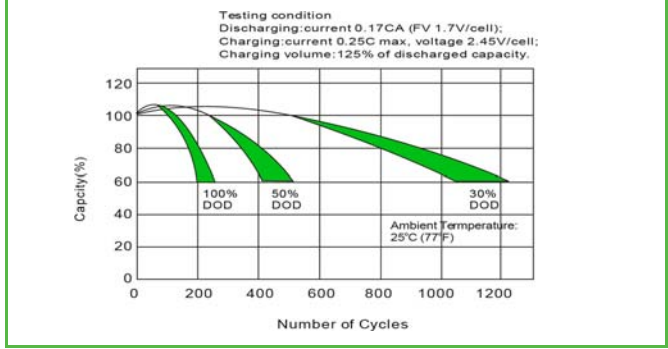
**Effect of Temperature on Long Term Float Life**



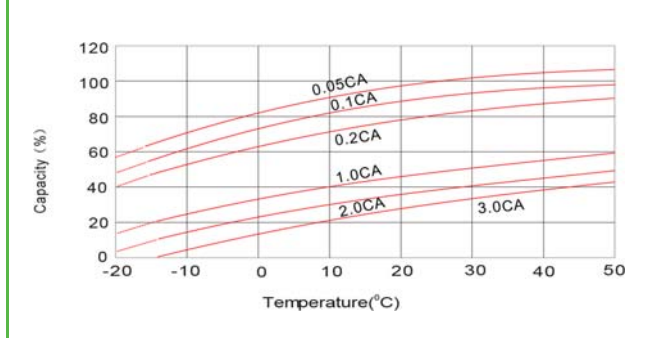
**Float Charging Characteristics**



**Cycle Life in Relation to Depth of Discharge**



**Temperature Effects in Relation to Battery Capacity**



**Self Discharge Characteristics**

