

UP6.0-12H



Specification		
Nominal Voltage	12V	
Nominal Capacity (20HR)	6.0AH	
Dimension	Length	140±2mm (5.51 inches)
	Width	48±1mm (1.89 inches)
	Container Height	102±2mm (4.02 inches)
	Total Height (with Terminal)	103±2mm (4.06 inches)
	Approx Weight	Approx 1.84 kg (4.06lbs)
Terminal	NT1 / PT2	
Container Material	ABS	
Rated Capacity	6.00AH/0.30A	(20hr, 1.80V/cell, 25°C/77°F)
	5.58AH/0.558A	(10hr, 1.80V/cell, 25°C/77°F)
	5.05AH/1.01A	(5hr, 1.75V/cell, 25°C/77°F)
	4.41AH/1.47A	(3hr, 1.75V/cell, 25°C/77°F)
	3.64AH/3.64A	(1hr, 1.60V/cell, 25°C/77°F)
Max. Discharge Current	90A (5s)	
Internal Resistance	Approx 25mΩ	
Operating Temperature Range	Discharge:	-15~50°C (5~122°F)
	Change :	0~40°C (32~104°F)
	Storage :	-15~40°C (5~104°F)
Nominal Operating Temperature Range	25±3°C (77±5°F)	
Cycle Use	Initial Charging Current less than 1.8A. Voltage 14.4V~15.0V at 25°C(77°F)Temp. Coefficient -30mV/°C	
Standby Use	No limit on Initial Charging Current Voltage 13.5V~13.8V at 25°C(77°F)Temp. Coefficient -20mV/°C	
Capacity affected by Temperature	40°C (104°F)	103%
	25°C (77°F)	100%
	0°C (32°F)	86%
Self Discharge	Batteries may be stored for up to 6 months at 25°C (77°F) and then a freshening charge is required.	

Constant Current Discharge (Amperes) at 25°C (77°F)															
F.V/Time	5min	10min	15min	20min	30min	45min	1h	2h	3h	4h	5h	6h	8h	10h	20h
1.85V/cell	11.5	8.03	6.62	5.74	4.61	3.54	2.90	1.77	1.35	1.11	0.941	0.815	0.648	0.539	0.297
1.80V/cell	14.2	9.58	7.68	6.50	5.10	3.86	3.12	1.88	1.42	1.17	0.982	0.851	0.672	0.558	0.300
1.75V/cell	16.8	10.8	8.47	7.07	5.45	4.10	3.28	1.96	1.47	1.20	1.01	0.872	0.690	0.569	0.303
1.70V/cell	19.0	12.0	9.17	7.60	5.72	4.26	3.42	2.04	1.52	1.23	1.03	0.893	0.701	0.578	0.308
1.65V/cell	21.0	12.9	9.70	7.97	5.96	4.43	3.56	2.10	1.55	1.26	1.06	0.910	0.712	0.586	0.313
1.60V/cell	22.0	13.4	10.1	8.23	6.13	4.53	3.64	2.17	1.59	1.29	1.08	0.928	0.727	0.596	0.314

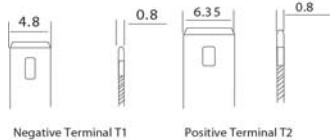
Constant Power Discharge (Watts) at 25°C (77°F)															
F.V/Time	5min	10min	15min	20min	30min	45min	1h	2h	3h	4h	5h	6h	8h	10h	20h
1.85V/cell	21.7	15.3	12.7	11.1	8.99	6.95	5.71	3.50	2.68	2.21	1.88	1.63	1.30	1.09	0.600
1.80V/cell	26.4	18.1	14.6	12.5	9.88	7.53	6.11	3.70	2.80	2.31	1.95	1.70	1.34	1.12	0.603
1.75V/cell	30.9	20.2	16.0	13.5	10.5	7.95	6.40	3.84	2.88	2.37	1.99	1.73	1.37	1.13	0.605
1.70V/cell	34.7	22.1	17.2	14.4	10.9	8.21	6.63	3.98	2.96	2.41	2.03	1.76	1.38	1.14	0.612
1.65V/cell	37.7	23.4	17.9	14.9	11.3	8.48	6.86	4.07	3.02	2.45	2.07	1.78	1.40	1.15	0.618
1.60V/cell	39.0	24.1	18.5	15.2	11.5	8.58	6.96	4.17	3.07	2.50	2.09	1.81	1.42	1.17	0.618



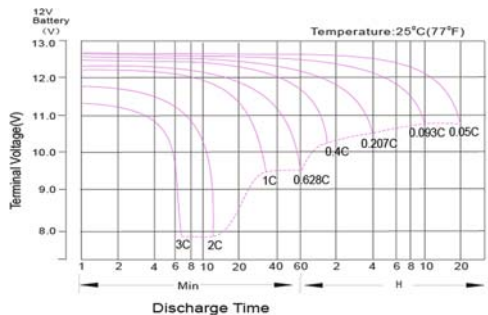
UP6.0-12H

Dimensions

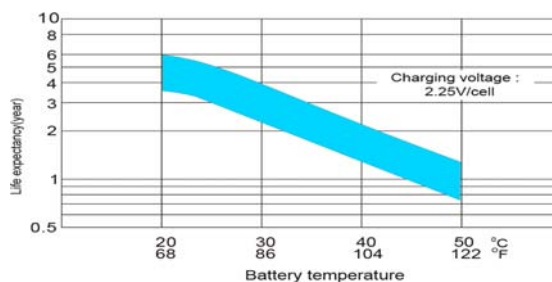
■ NT1 / PT2 Terminal
Unit: mm [inches]



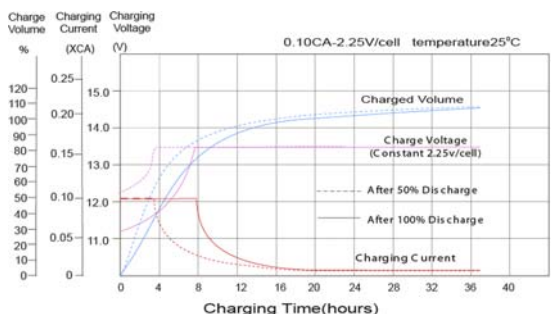
Discharge Characteristics



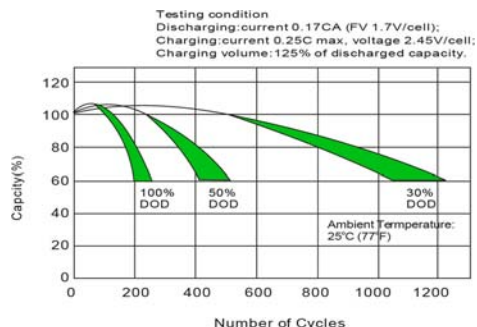
Effect of Temperature on Long Term Float Life



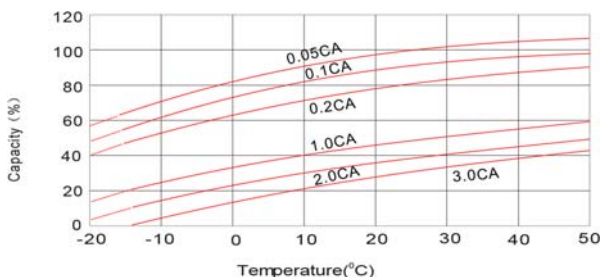
Float Charging Characteristics



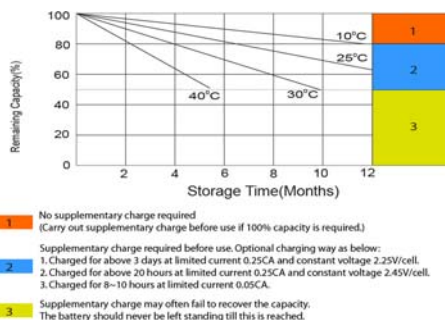
Cycle Life in Relation to Depth of Discharge



Temperature Effects in Relation to Battery Capacity



Self Discharge Characteristics



Poligono industrial La Dehesa
C/ Dehesa Vieja, nº2 Nave 16
28052 Madrid (Spain)
Tel. (+34) 918 021 649
Fax. (+34) 917 750 542
info@masterbattery.es

