

UP5-12 (SB)



Specification		
Nominal Voltage	12V	
Nominal Capacity (20HR)	5.0AH	
Dimension	Length	151±2mm (5.94 inches)
	Width	53±1mm (2.09 inches)
	Container Height	93±1mm (3.66 inches)
	Total Height (with Terminal)	99±1mm (3.90 inches)
Approx Weight	Approx 1.74 kg (3.84lbs)	
Terminal	T1 / T2	
Container Material	ABS	
Rated Capacity	5.00 AH/0.250A	(20hr, 1.80V/cell, 25°C/77°F)
	4.65 AH/0.465A	(10hr, 1.80V/cell, 25°C/77°F)
	4.25 AH/0.850A	(5hr, 1.75V/cell, 25°C/77°F)
	3.82 AH/1.275A	(3hr, 1.75V/cell, 25°C/77°F)
	3.14 AH/3.14A	(1hr, 1.60V/cell, 25°C/77°F)
Max. Discharge Current	75A (5s)	
Internal Resistance	Approx 45mΩ	
Operating Temperature Range	Discharge:	-15~50°C (5~122°F)
	Change :	0~40°C (32~104°F)
	Storage :	-15~40°C (5~104°F)
Nominal Operating Temperature Range	25±3°C (77±5°F)	
Cycle Use	Initial Charging Current less than 1.5A.Voltage. 14.4V~15.0V at 25°C(77°F)Temp. Coefficient -30mV/°C	
Standby Use	No limit on Initial Charging Current Voltage. 13.5V~13.8V at 25°C(77°F)Temp. Coefficient -20mV/°C	
Capacity affected by Temperature	40°C (104°F)	103%
	25°C (77°F)	100%
	0°C (32°F)	86%
Self Discharge	Batteries may be stored for up to 6 months at 25°C (77°F) and then a freshening charge is required.	

Constant Current Discharge (Amperes) at 25°C (77°F)															
F.V/Time	5min	10min	15min	20min	30min	45min	1h	2h	3h	4h	5h	6h	8h	10h	20h
1.85V/cell	9.52	7.31	6.06	5.24	4.05	2.98	2.51	1.49	1.16	0.95	0.77	0.67	0.540	0.451	0.248
1.80V/cell	12.8	9.34	7.32	6.19	4.78	3.47	2.82	1.62	1.25	1.01	0.83	0.72	0.573	0.465	0.250
1.75V/cell	14.4	10.3	7.99	6.66	4.96	3.60	2.95	1.68	1.28	1.03	0.85	0.74	0.583	0.478	0.253
1.70V/cell	15.9	11.2	8.53	7.00	5.16	3.74	3.04	1.73	1.31	1.06	0.87	0.75	0.591	0.487	0.257
1.65V/cell	17.5	12.1	9.07	7.44	5.45	3.84	3.11	1.75	1.37	1.10	0.90	0.77	0.600	0.497	0.261
1.60V/cell	19.3	13.1	9.71	7.92	5.75	4.00	3.14	1.83	1.41	1.13	0.93	0.79	0.606	0.503	0.262

Constant Power Discharge (Watts) at 25°C (77°F)															
F.V/Time	5min	10min	15min	20min	30min	45min	1h	2h	3h	4h	5h	6h	8h	10h	20h
1.85V/cell	17.4	13.5	11.3	9.87	7.72	5.73	4.85	2.89	2.27	1.85	1.51	1.32	1.066	0.893	0.490
1.80V/cell	23.1	17.1	13.5	11.5	8.97	6.62	5.40	3.13	2.43	1.96	1.62	1.41	1.127	0.919	0.495
1.75V/cell	25.5	18.4	14.5	12.3	9.23	6.80	5.63	3.23	2.46	2.00	1.65	1.44	1.144	0.942	0.499
1.70V/cell	27.3	19.6	15.3	12.8	9.56	7.05	5.79	3.31	2.53	2.05	1.69	1.47	1.159	0.960	0.507
1.65V/cell	29.7	21.0	16.1	13.5	10.0	7.16	5.88	3.34	2.62	2.11	1.73	1.50	1.174	0.979	0.514
1.60V/cell	32.0	22.3	17.0	14.2	10.5	7.42	5.90	3.46	2.69	2.17	1.78	1.52	1.183	0.988	0.516



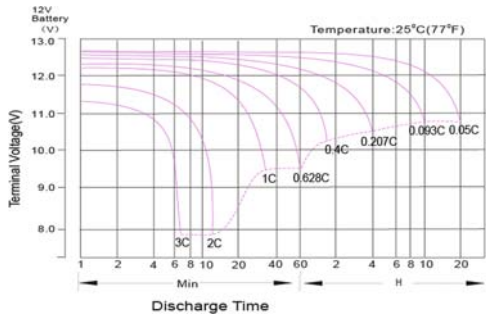
UP5-12 (SB)

Dimensions

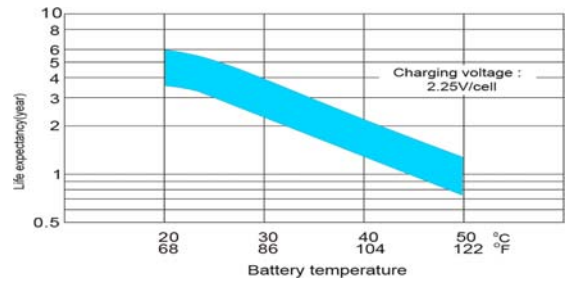
T1 Terminal
Unit: mm [inches]



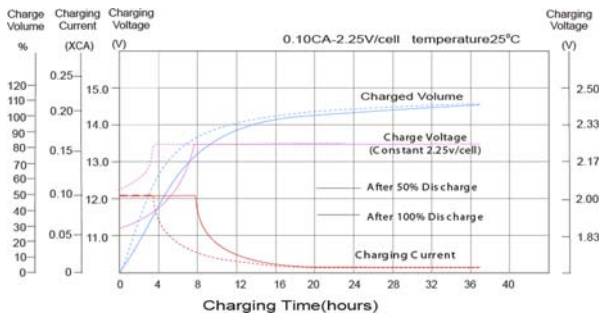
Discharge Characteristics



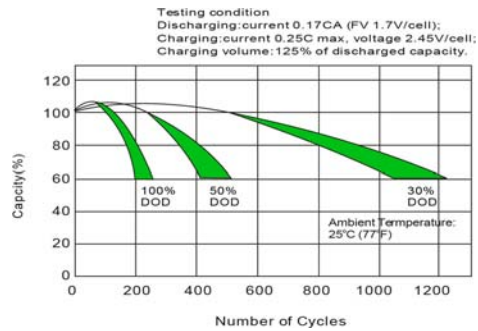
Effect of Temperature on Long Term Float Life



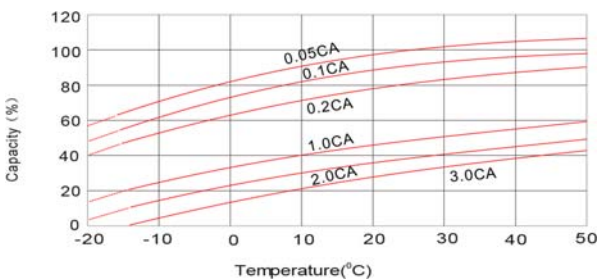
Float Charging Characteristics



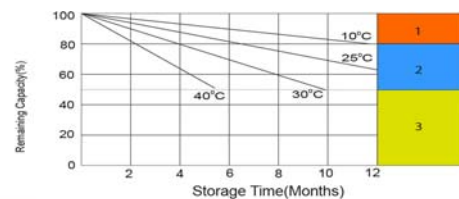
Cycle Life in Relation to Depth of Discharge



Temperature Effects in Relation to Battery Capacity



Self Discharge Characteristics



Poligono industrial La Dehesa
C/ Dehesa Vieja, nº2 Nave 16
28052 Madrid (Spain)
Tel. (+34) 918 021 649
Fax. (+34) 917 750 542
info@masterbattery.es

