

UP40-12



Specification		
Nominal Voltage	12V	
Nominal Capacity (10HR)	40.0AH	
Dimension	Length	255±2mm (10.04 inches)
	Width	97±1mm (3.82 inches)
	Container Height	203±2mm (7.99 inches)
	Total Height (with Terminal)	203±2mm (7.99 inches)
	Approx Weight	Approx 13.0 kg (28.67lbs)
Terminal	T7	
Container Material	ABS	
Rated Capacity	41.6 AH/4.08A	(20hr, 1.80V/cell, 25°C/77°F)
	40.0 AH/4.00A	(10hr, 1.80V/cell, 25°C/77°F)
	31.5 AH/6.89A	(5hr, 1.75V/cell, 25°C/77°F)
	31.2 AH/10.4A	(3hr, 1.75V/cell, 25°C/77°F)
	24.4 AH/24.4A	(1hr, 1.60V/cell, 25°C/77°F)
Max. Discharge Current	480A (5s)	
Internal Resistance	Approx 9mΩ	
Operating Temperature Range	Discharge: -15~50°C (5~122°F)	
	Change : 0~40°C (32~104°F)	
	Storage : -15~40°C (5~104°F)	
Nominal Operating Temperature Range	25±3°C (77±5°F)	
Cycle Use	Initial Charging Current less than 12.0A.Voltage. 14.4V~15.0V at 25°C(77°F)Temp. Coefficient -30mV/°C	
Standby Use	No limit on Initial Charging Current Voltage. 13.5V~13.8V at 25°C(77°F)Temp. Coefficient -20mV/°C	
Capacity affected by Temperature	40°C (104°F) 103%	
	25°C (77°F) 100%	
	0°C (32°F) 86%	
Self Discharge	Batteries may be stored for up to 6 months at 25°C (77°F) and then a freshening charge is required.	

Constant Current Discharge (Amperes) at 25°C (77°F)

F.V/Time	5min	10min	15min	20min	30min	45min	1h	2h	3h	4h	5h	6h	8h	10h	20h
1.85V/cell	68.5	53.8	45.8	38.3	30.4	23.0	18.9	12.0	9.50	7.76	6.25	5.44	4.42	3.78	2.06
1.80V/cell	91.9	68.8	55.3	45.3	35.9	26.8	21.1	13.1	10.2	8.28	6.72	5.84	4.69	4.00	2.08
1.75V/cell	103.6	75.6	60.4	48.7	37.3	27.8	22.1	13.6	10.4	8.47	6.88	6.00	4.77	4.04	2.10
1.70V/cell	114.1	82.4	64.5	51.2	38.8	28.9	22.8	14.1	10.7	8.69	7.06	6.12	4.84	4.08	2.14
1.65V/cell	125.8	88.9	68.6	54.4	40.9	29.6	23.6	14.5	11.2	8.99	7.26	6.26	4.91	4.16	2.17
1.60V/cell	138.8	96.5	73.3	57.9	43.2	30.9	24.4	15.0	11.5	9.27	7.50	6.40	4.96	4.21	2.18

Constant Power Discharge (Watts) at 25°C (77°F)

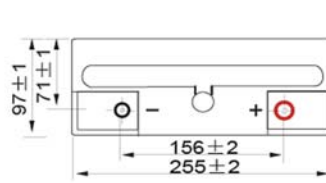
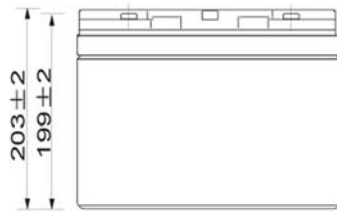
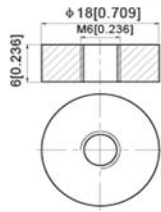
F.V/Time	5min	10min	15min	20min	30min	45min	1h	2h	3h	4h	5h	6h	8h	10h	20h
1.85V/cell	125.2	99.4	85.4	72.2	58.0	44.3	36.4	23.3	18.5	15.2	12.3	10.7	8.73	7.47	4.08
1.80V/cell	166.2	125.5	101.8	84.1	67.4	51.1	40.5	25.3	19.8	16.1	13.1	11.4	9.23	7.90	4.11
1.75V/cell	183.4	135.7	109.8	89.6	69.4	52.5	42.2	26.1	20.1	16.4	13.4	11.7	9.36	7.97	4.15
1.70V/cell	196.4	144.6	115.6	93.4	71.8	54.4	43.4	27.1	20.6	16.8	13.7	11.9	9.49	8.05	4.23
1.65V/cell	213.5	154.6	122.0	98.5	75.1	55.3	44.5	27.7	21.4	17.3	14.0	12.2	9.61	8.20	4.28
1.60V/cell	230.0	164.0	128.3	103.8	78.8	57.3	45.9	28.5	22.0	17.8	14.5	12.4	9.69	8.27	4.29



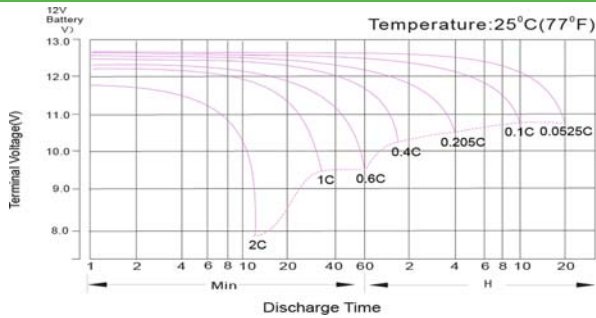
UP40-12

Dimensions

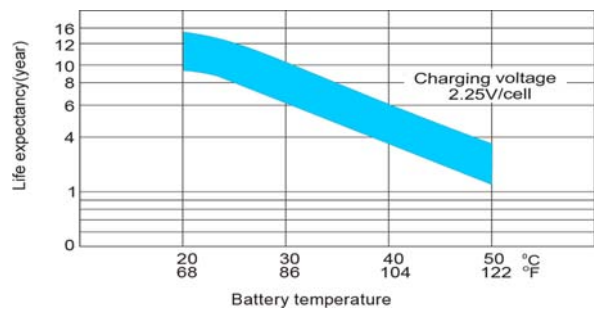
■ T7 Terminal
Unit: mm [inches]



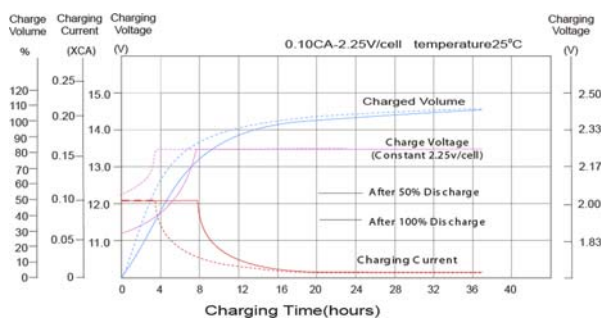
Discharge Characteristics



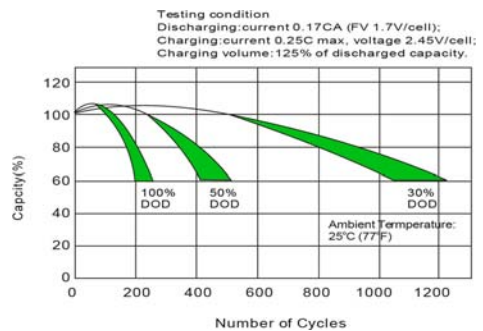
Effect of Temperature on Long Term Float Life



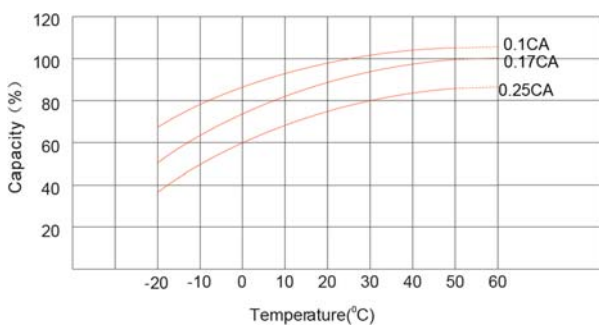
Float Charging Characteristics



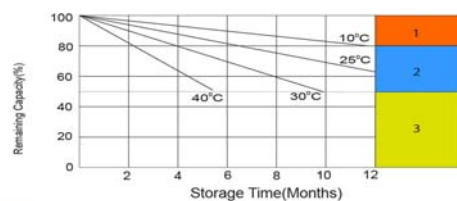
Cycle Life in Relation to Depth of Discharge



Temperature Effects in Relation to Battery Capacity



Self Discharge Characteristics



- 1 No supplementary charge required (Carry out supplementary charge before use if 100% capacity is required)
- 2 Supplementary charge required before use. Optional charging way as below:
1. Charged for above 3 days at limited current 0.25CA and constant voltage 2.25V/cell.
2. Charged for above 20 hours at limited current 0.25CA and constant voltage 2.45V/cell.
3. Charged for 8-10 hours at limited current 0.05CA.
- 3 Supplementary charge may often fail to recover the capacity. The battery should never be left standing till this is reached.



MH26866



Poligono industrial La Dehesa
C/ Dehesa Vieja, nº2 Nave 16
28052 Madrid (Spain)
Tel. (+34) 918 021 649
Fax. (+34) 917 750 542
info@masterbattery.es

