

UP2.2-12



Specification		
Nominal Voltage	12V	
Nominal Capacity (20HR)	2.2AH	
Dimension	Length	178±1mm (7.01 inches)
	Width	35±1mm (1.34 inches)
	Container Height	64±1mm (2.52 inches)
	Total Height (with Terminal)	70±1mm (2.76 inches)
	Approx Weight	Approx 0.80 kg (1.76lbs)
Terminal	T1	
Container Material	ABS	
Rated Capacity	2.20 AH/0.110A	(20hr, 1.80V/cell, 25°C/77°F)
	2.05 AH/0.205A	(10hr, 1.80V/cell, 25°C/77°F)
	1.85 AH/0.37A	(5hr, 1.75V/cell, 25°C/77°F)
	1.68 AH/0.56A	(3hr, 1.75V/cell, 25°C/77°F)
	1.38 AH/1.38A	(1hr, 1.60V/cell, 25°C/77°F)
Max. Discharge Current	33A (5s)	
Internal Resistance	Approx 100mΩ	
Operating Temperature Range	Discharge: -15~50°C (5~122°F)	
	Change : 0~40°C (32~104°F)	
	Storage : -15~40°C (5~104°F)	
Nominal Operating Temperature Range	25±3°C (77±5°F)	
Cycle Use	Initial Charging Current less than 0.66A. Voltage. 14.4V~15.0V at 25°C(77°F)Temp. Coefficient -30mV/°C	
Standby Use	No limit on Initial Charging Current Voltage. 13.5V~13.8V at 25°C(77°F)Temp. Coefficient -20mV/°C	
Capacity affected by Temperature	40°C (104°F) 103%	
	25°C (77°F) 100%	
	0°C (32°F) 86%	
Self Discharge	Batteries may be stored for up to 6 months at 25°C (77°F) and then a freshening charge is required.	

Constant Current Discharge (Amperes) at 25°C (77°F)															
F.V/Time	5min	10min	15min	20min	30min	45min	1h	2h	3h	4h	5h	6h	8h	10h	20h
1.85V/cell	4.19	3.22	2.67	2.30	1.78	1.31	1.11	0.65	0.51	0.42	0.339	0.295	0.237	0.198	0.109
1.80V/cell	5.62	4.11	3.22	2.72	2.10	1.53	1.24	0.71	0.55	0.44	0.364	0.316	0.252	0.205	0.110
1.75V/cell	6.34	4.52	3.52	2.93	2.18	1.58	1.30	0.74	0.56	0.45	0.374	0.325	0.256	0.210	0.111
1.70V/cell	6.98	4.92	3.75	3.08	2.27	1.65	1.34	0.76	0.58	0.47	0.383	0.331	0.260	0.214	0.113
1.65V/cell	7.70	5.31	3.99	3.27	2.40	1.69	1.37	0.77	0.60	0.49	0.394	0.339	0.264	0.219	0.115
1.60V/cell	8.49	5.77	4.27	3.48	2.53	1.76	1.38	0.80	0.62	0.50	0.407	0.346	0.267	0.221	0.115

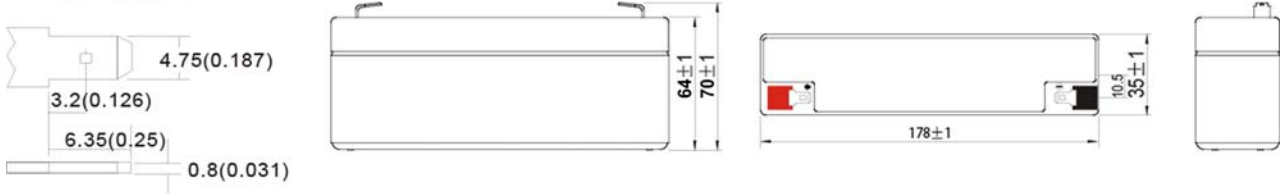
Constant Power Discharge (Watts) at 25°C (77°F)															
F.V/Time	5min	10min	15min	20min	30min	45min	1h	2h	3h	4h	5h	6h	8h	10h	20h
1.85V/cell	7.66	5.94	4.97	4.34	3.40	2.52	2.13	1.27	1.00	0.81	0.666	0.579	0.469	0.393	0.216
1.80V/cell	10.17	7.50	5.93	5.06	3.95	2.91	2.38	1.38	1.07	0.86	0.711	0.619	0.496	0.404	0.218
1.75V/cell	11.23	8.11	6.40	5.39	4.06	2.99	2.48	1.42	1.08	0.88	0.727	0.633	0.503	0.415	0.219
1.70V/cell	12.02	8.64	6.73	5.62	4.20	3.10	2.55	1.46	1.11	0.90	0.744	0.646	0.510	0.423	0.223
1.65V/cell	13.07	9.24	7.10	5.93	4.40	3.15	2.59	1.47	1.15	0.93	0.762	0.658	0.517	0.431	0.226
1.60V/cell	14.08	9.81	7.47	6.25	4.61	3.26	2.60	1.52	1.18	0.96	0.785	0.670	0.521	0.435	0.227



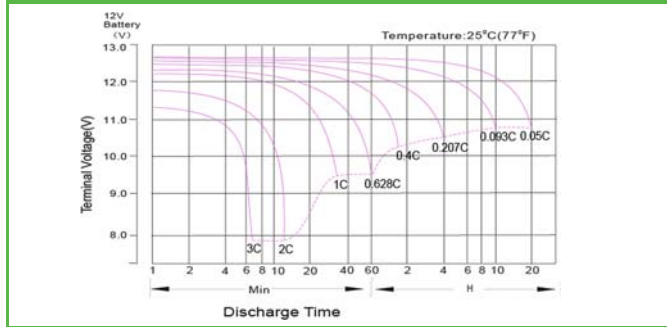
UP2.2-12

Dimensions

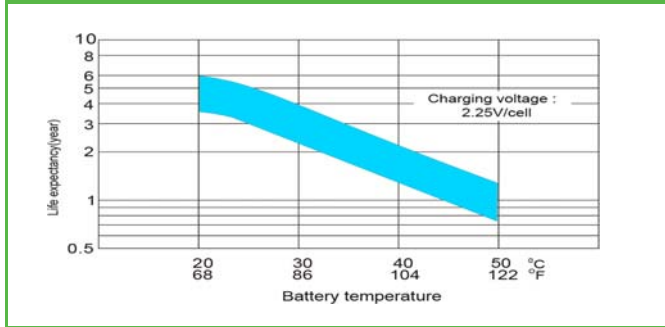
T1 Terminal
Unit: mm [inches]



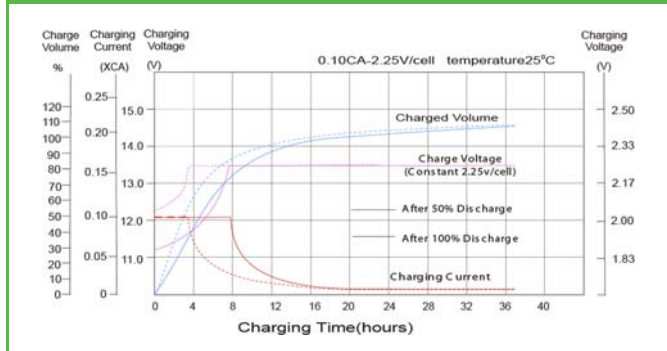
Discharge Characteristics



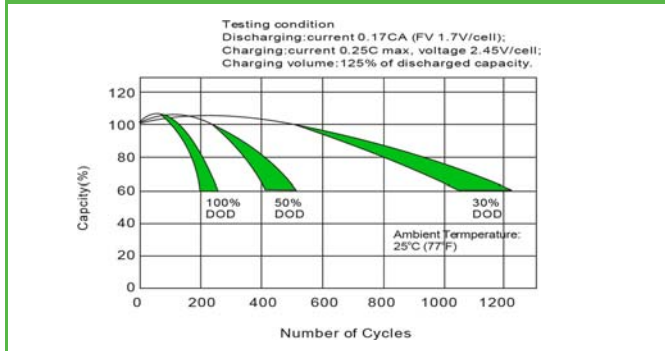
Effect of Temperature on Long Term Float Life



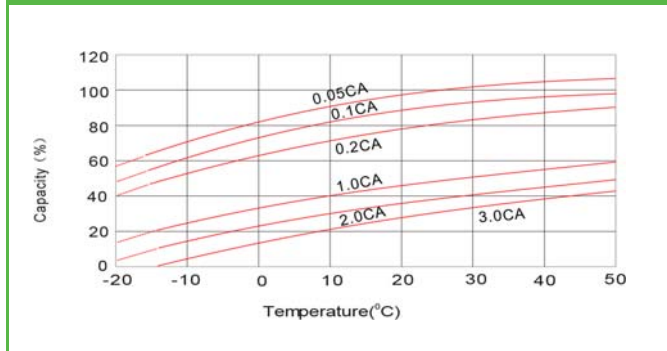
Float Charging Characteristics



Cycle Life in Relation to Depth of Discharge



Temperature Effects in Relation to Battery Capacity



Self Discharge Characteristics

