

6V 4 OPzS 200



Specification	
Float Charge	U = 2.23 V/cell ± 1%, between 10°C and 30°C ΔU/ΔT = -0.004 V/K below 10°C in the monthly average
Boost Charge	U = 2.35 to 2.40 V/cell, time limited
Dimension	Length 272 mm Width 205 mm Height 332 mm
Weight	Dry: 35 kg Wet: 47 kg
Self Discharge	Approx. 2% per month at 20°C
Positive Electrode	Tubular plate with low antimony alloy (< 2 %)
Negative Electrode	Flat with long life expander active material
Separation	Microporous separator
Electrolyte	Sulphuric acid of 1.24 kg/l at 20°C
Container	High impact, transparent SAN
Lid	ABS (SAN)* in grey color
Blocks with Blind Cells	4V, 6V, 8V, 10V
Plugs	Ceramic plugs according to DIN 40740
Pole Sealing	100 % gas-and electrolytetight, sliding-pole
Connector	Flexible insulated copper cable with cross-section of 35, 50, 70, 95 or 120 mm ² (35, 50 or 70 mm ²)*
Kind of Protection	IP 25 regarding DIN 40050, touch protected according VBG 4
Reference Temperature	20°C at C10 (1.80 V/cell) and 25°C at C100 (1.85 V/cell)
Initial Capacity	100%
Depth of Discharge	Normally up to 80% More than 80% DOD or discharges beyond final discharge voltages (dependent on discharge current) have to be avoided

Constant Current Discharge (Amperes) at 20°C (68°F)

F.V/Time	10min	20min	30min	40min	50min	1h	2h	3h	4h	5h	6h	7h	8h	9h	10h
1.90V/cell	98.8	98.8	88.5	79.5	72.2	65.5	45.0	34.7	27.9	23.8	21.1	18.3	17.6	17.0	16.6
1.85V/cell	119.5	119.5	115.9	102.8	94.0	86.6	57.5	44.0	36.1	30.3	26.5	23.8	21.8	19.7	19.0
1.80V/cell	203.0	160.0	136.3	121.2	107.7	95.7	63.3	47.7	38.2	32.7	28.1	25.2	23.1	21.4	20.4
1.75V/cell	224.6	183.8	153.3	132.9	117.1	105.7	68.1	49.8	40.2	34.1	29.3	25.9	23.8	21.4	20.4
1.70V/cell	255.4	204.4	165.5	143.1	126.0	112.7	70.9	51.0	41.6	34.6	30.0	26.8	24.4	22.0	20.4
1.65V/cell	275.9	214.6	183.9	156.7	134.9	117.6	72.2	52.4	42.3	35.1	30.1	27.0	24.5	22.2	20.5

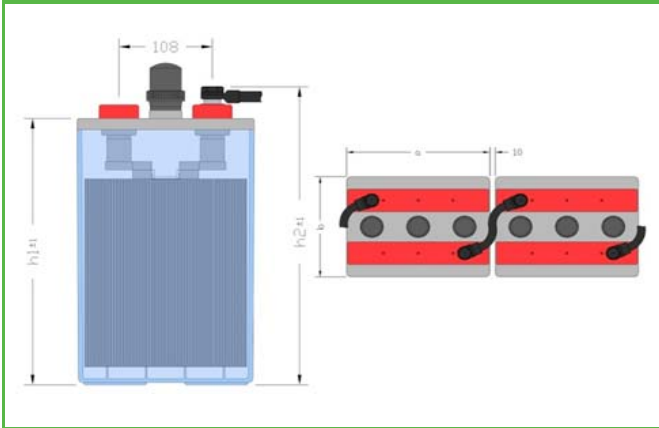
Constant Power Discharge (Watts) at 20°C (68°F)

F.V/Time	10min	20min	30min	40min	50min	1h	2h	3h	4h	5h	6h	7h	8h	9h	10h
1.90V/cell	187.4	187.4	168.5	151.6	137.9	125.4	86.5	66.8	53.9	46.0	40.8	35.4	34.1	32.9	32.0
1.85V/cell	216.9	216.9	213.1	189.9	174.4	161.3	108.2	83.3	68.7	57.9	50.9	45.8	42.2	38.5	37.4
1.80V/cell	365.5	284.2	245.0	219.6	196.1	175.0	117.7	89.4	72.2	62.0	53.6	48.4	44.6	41.7	37.8
1.75V/cell	399.8	321.1	270.2	236.9	210.0	191.2	126.0	93.3	75.9	64.9	55.9	49.8	46.2	42.0	38.0
1.70V/cell	442.6	349.6	287.5	252.4	224.9	202.8	131.5	96.0	78.7	65.7	57.3	51.6	47.6	44.4	39.0
1.65V/cell	463.1	364.4	320.6	275.8	239.1	210.4	134.0	98.7	80.7	70.0	58.0	53.2	47.4	44.8	39.2

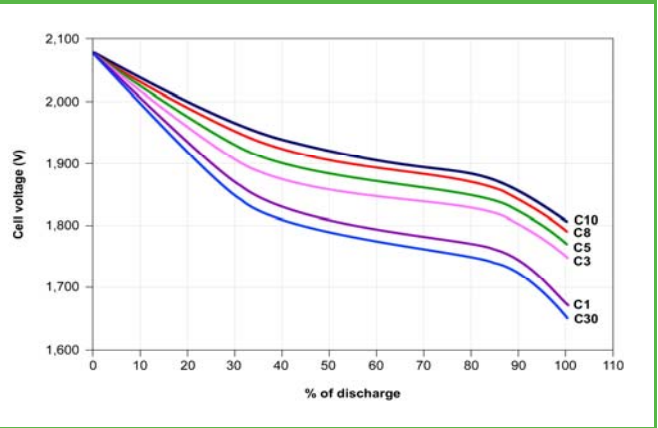


6V 4 OPzS 200

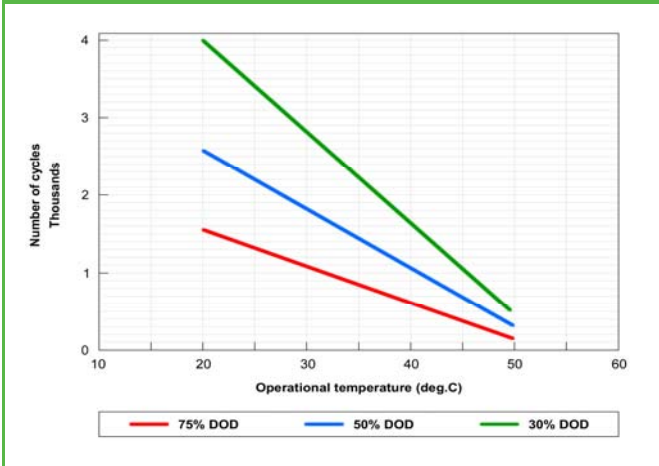
Dimension



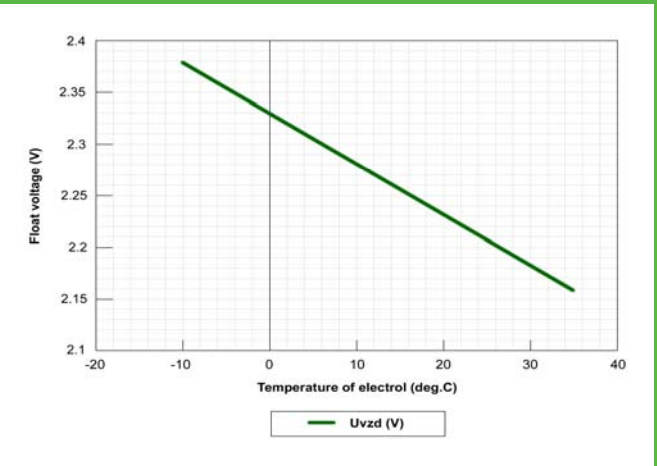
Voltage vs. % of discharge at Cx



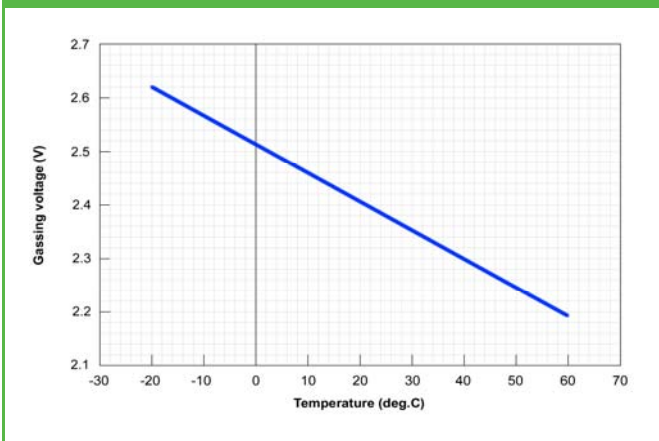
Lifetime in cycles vs. temperature at DOD



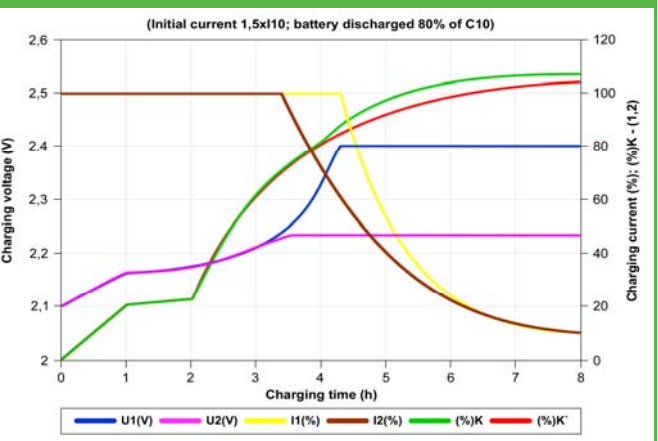
Float voltage as f (T)



Gassing voltage as f (T)



Charging of OPzS with IU charger



ETL SEMKO

